

Contra Costa County Office of the Sheriff



Quarterly Sheriff's Oversight Report

July – Sept 2025

Custody Services Bureau

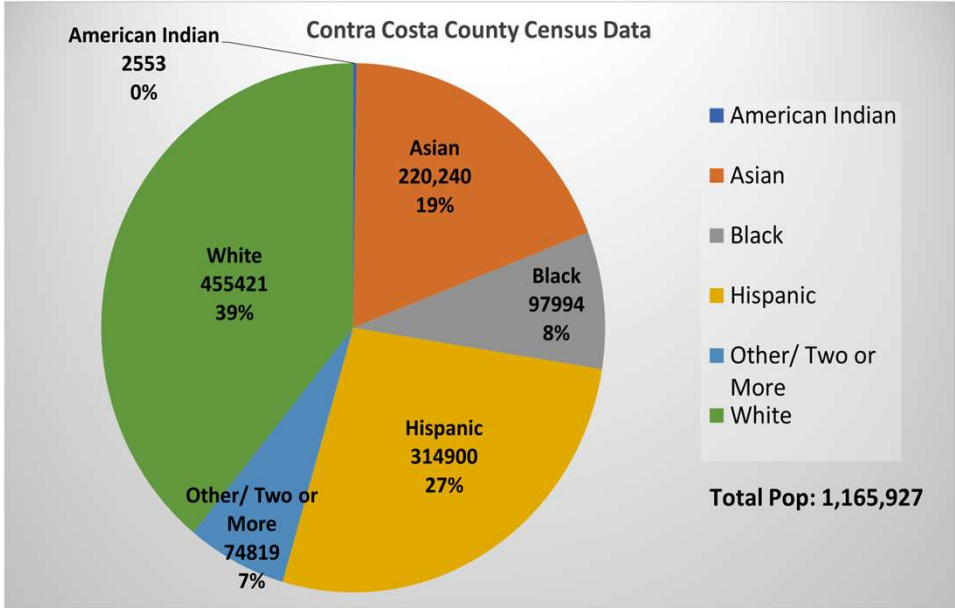
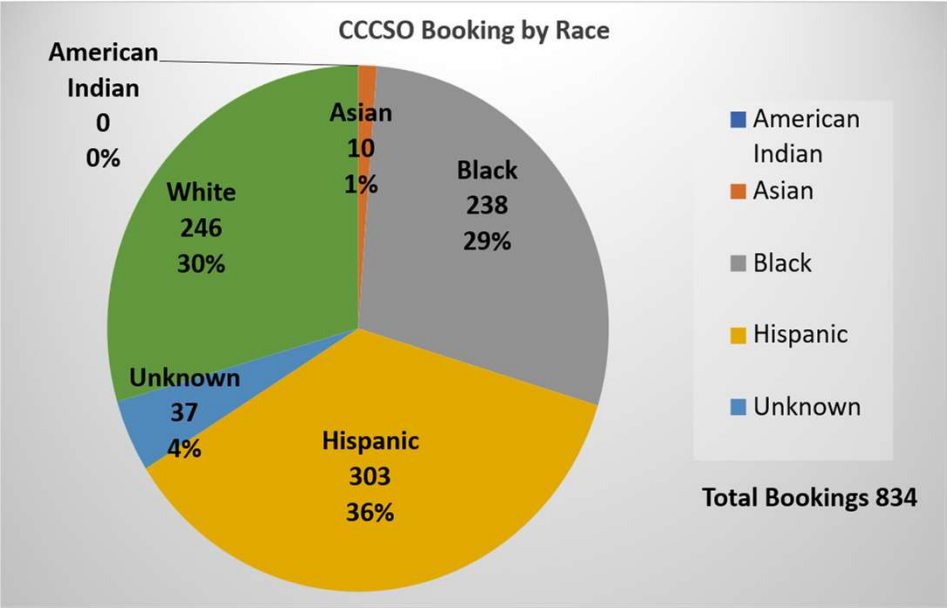
Total Number of MDF Bookings

	2024	2025
January to March	3,506	3,920
April to June	3,607	4,011
July to September	3,876	4,152
YTD Total	10,989	12,083

Total Number of Custody Alternative Bookings

	2024	2025
January to March	402	517
April to June	489	565
July to September	462	510
YTD Total	1,353	1,592

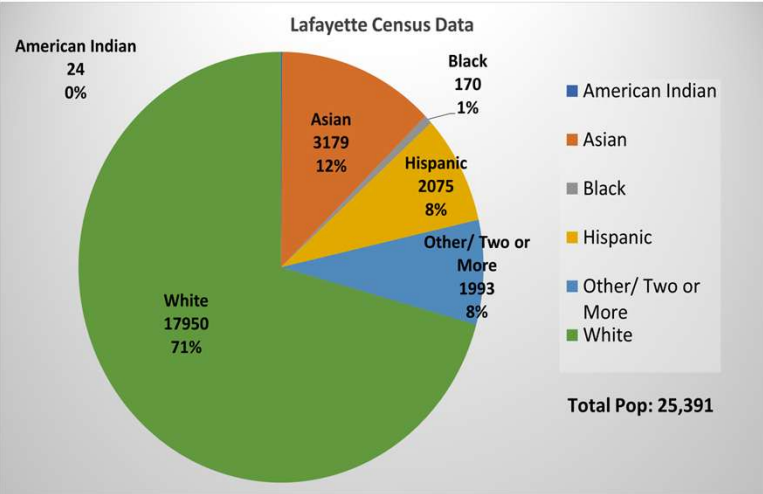
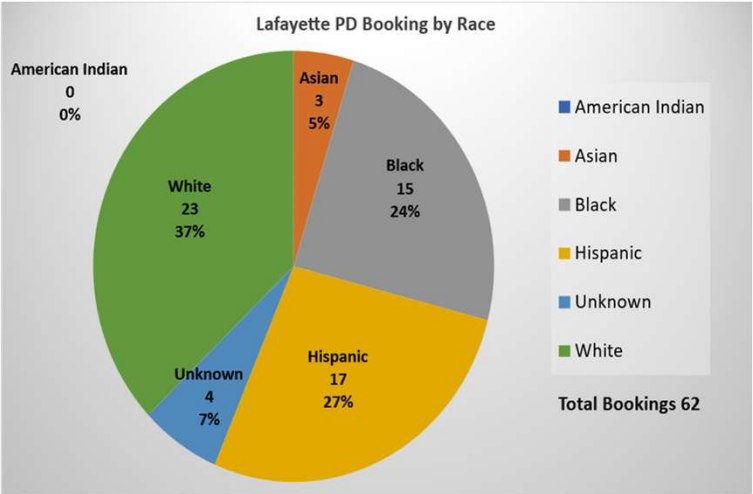
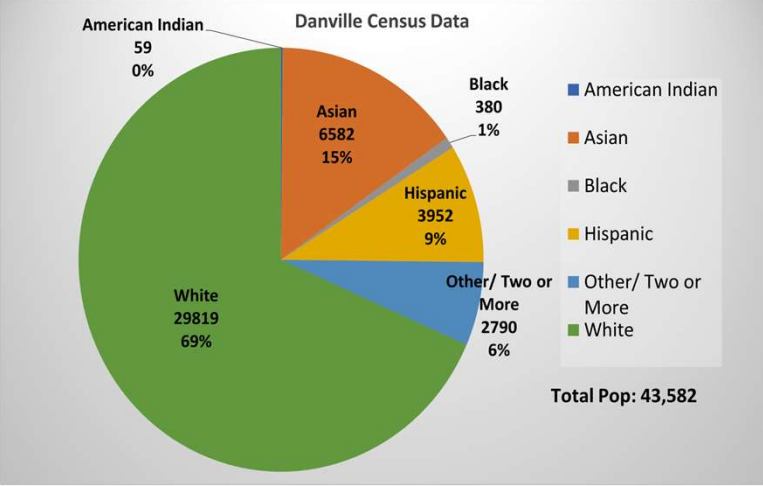
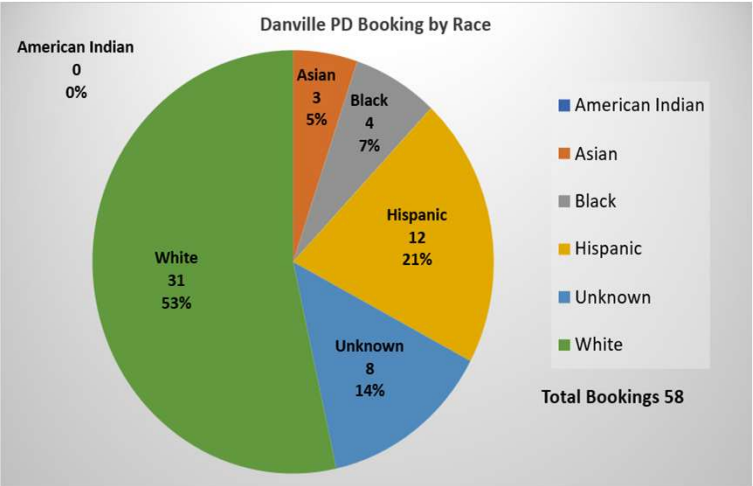
Persons Arrested/Booked & Census Data



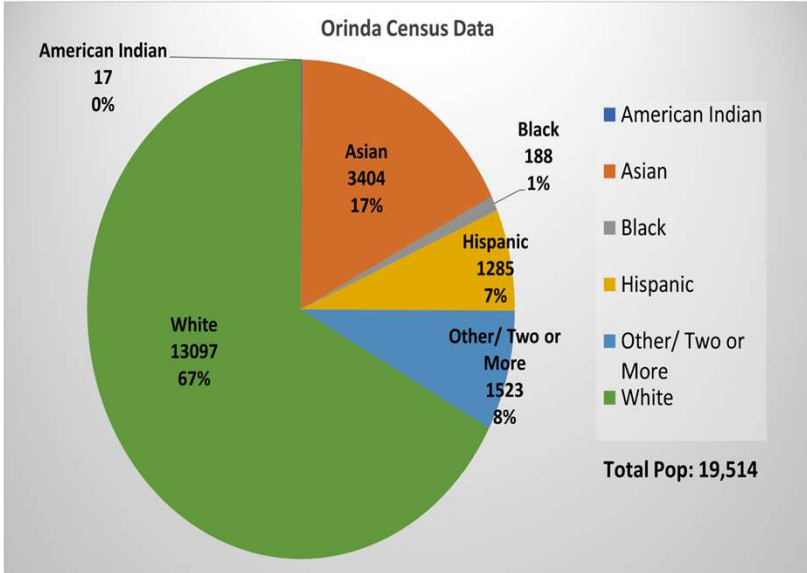
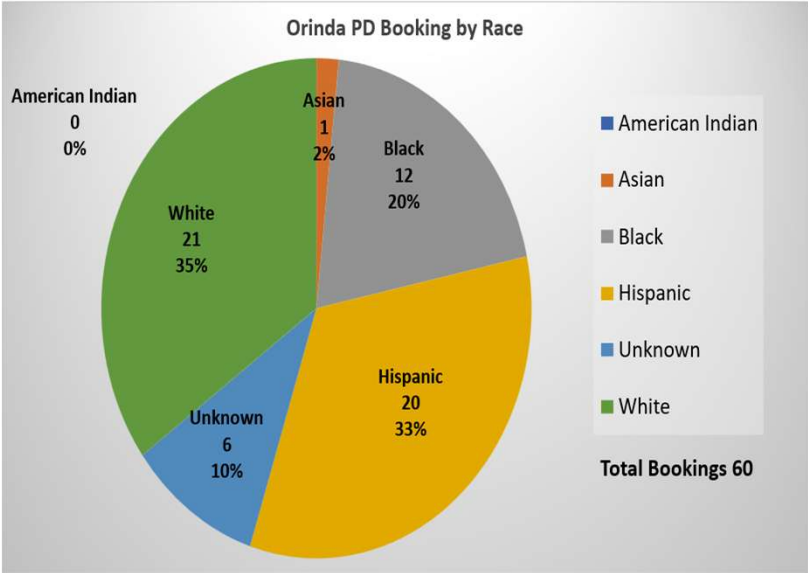
*Sheriff's Office bookings include Court Remands and Removal Orders from State Prison

Census Data:
<https://www.contracosta.ca.gov/DocumentCenter/View/72110/Contra-Costa-County-Places-Data-Profiles---2020-Redistricting-Data-PDF>

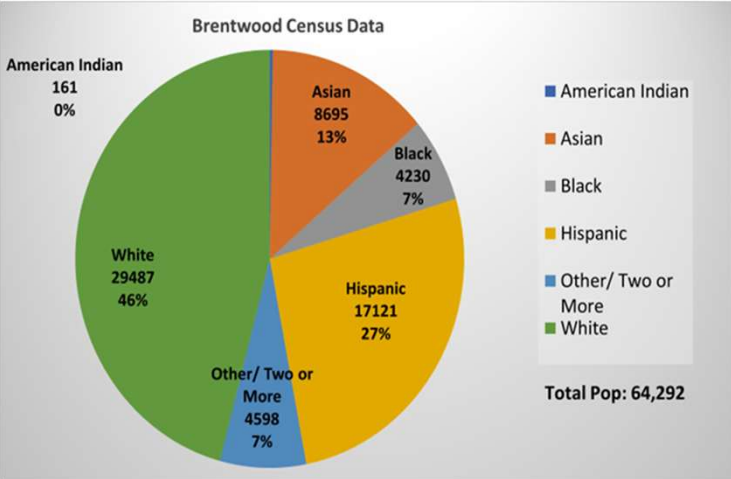
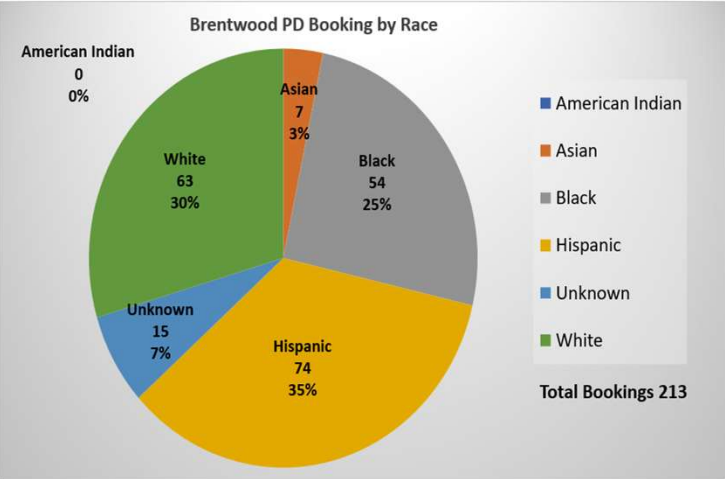
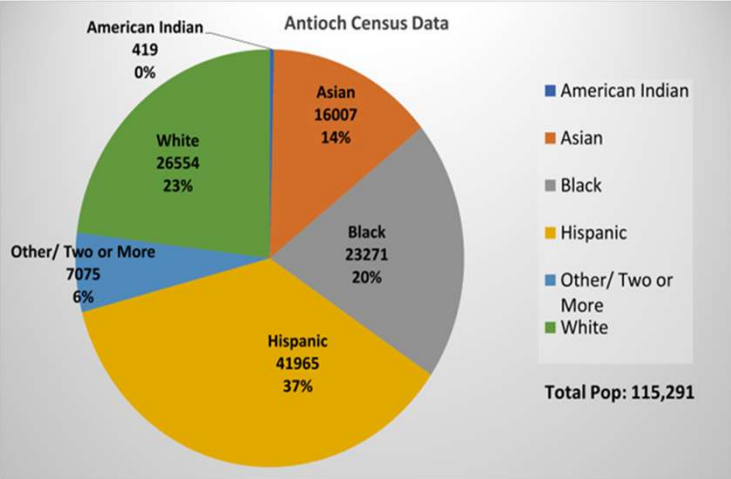
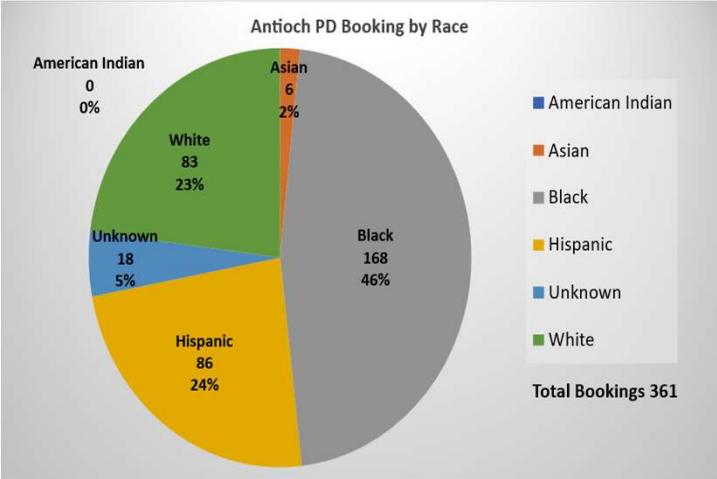
Persons Arrested/Booked & Census Data



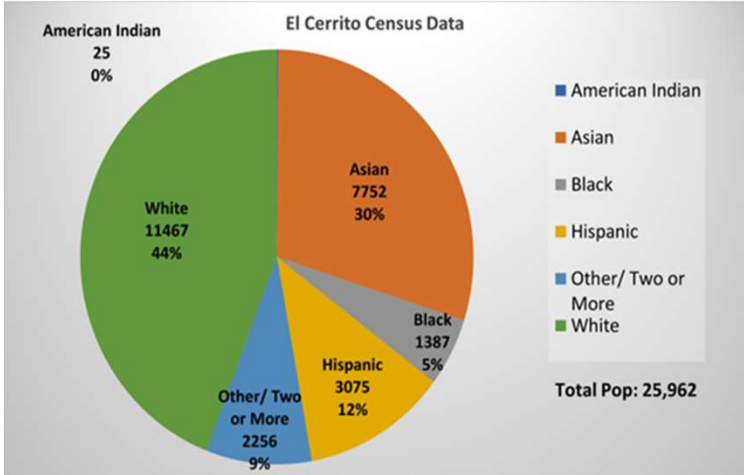
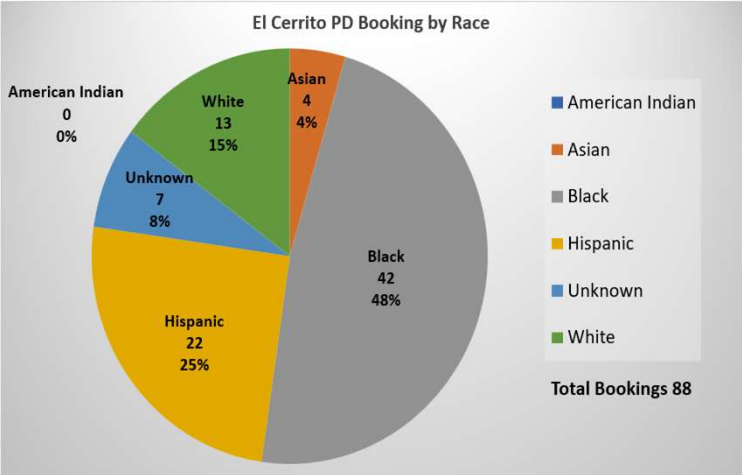
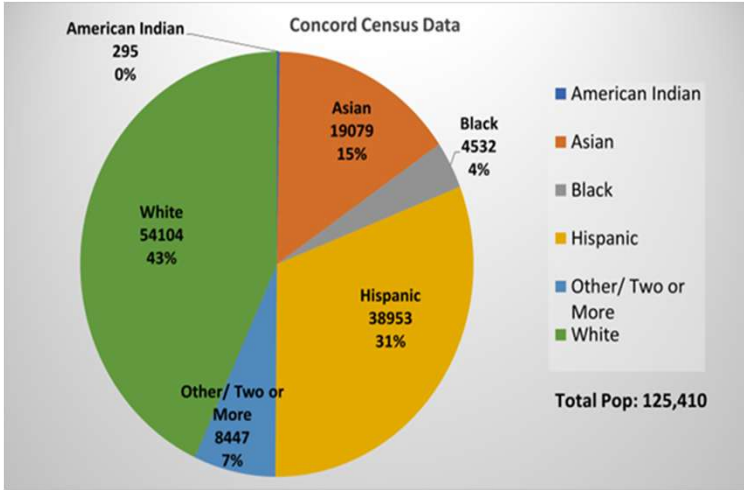
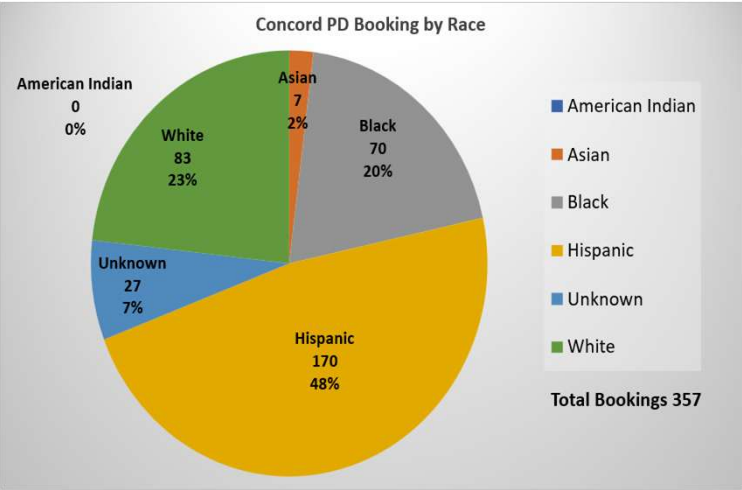
Persons Arrested/Booked & Census Data



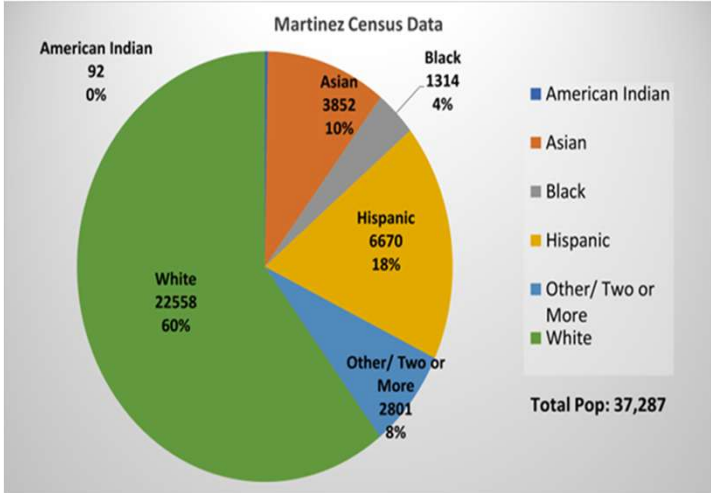
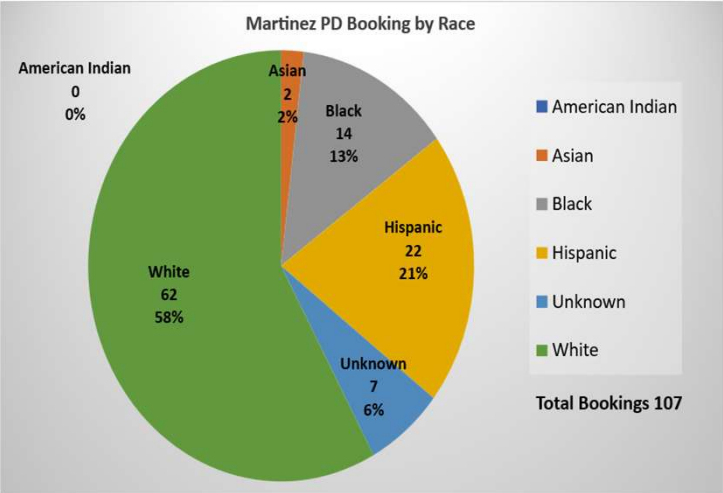
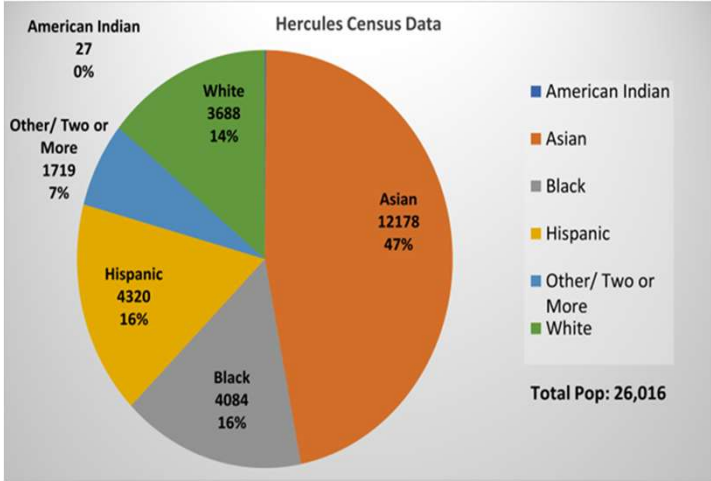
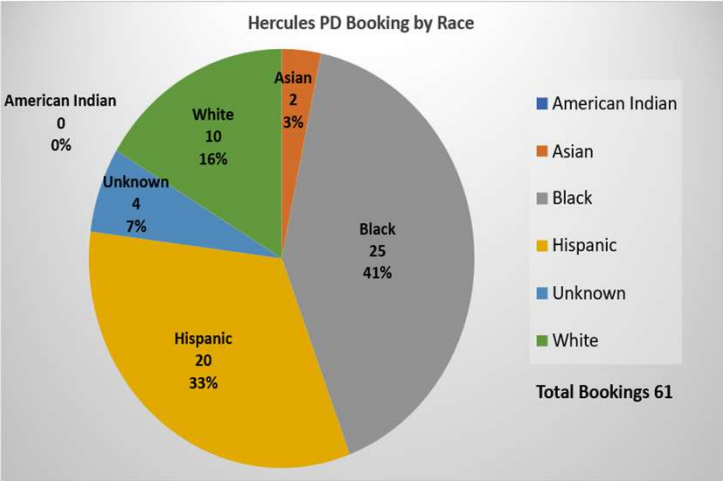
Persons Arrested/Booked & Census Data



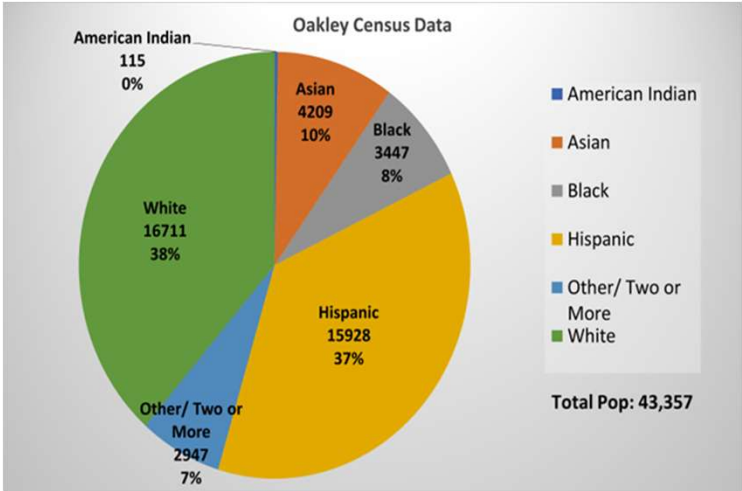
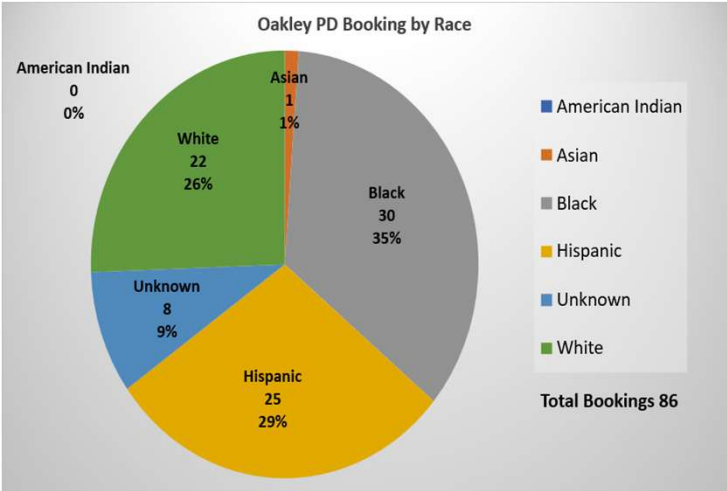
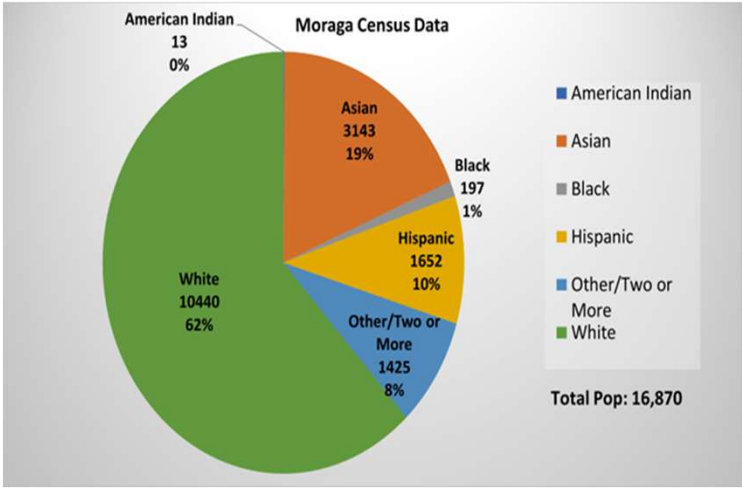
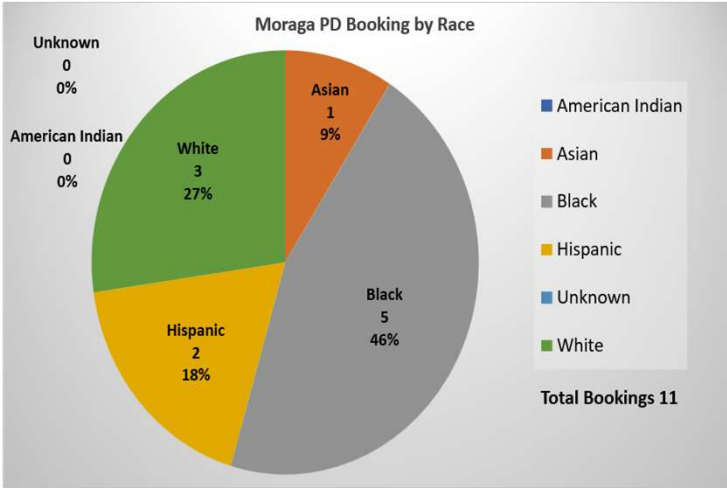
Persons Arrested/Booked & Census Data



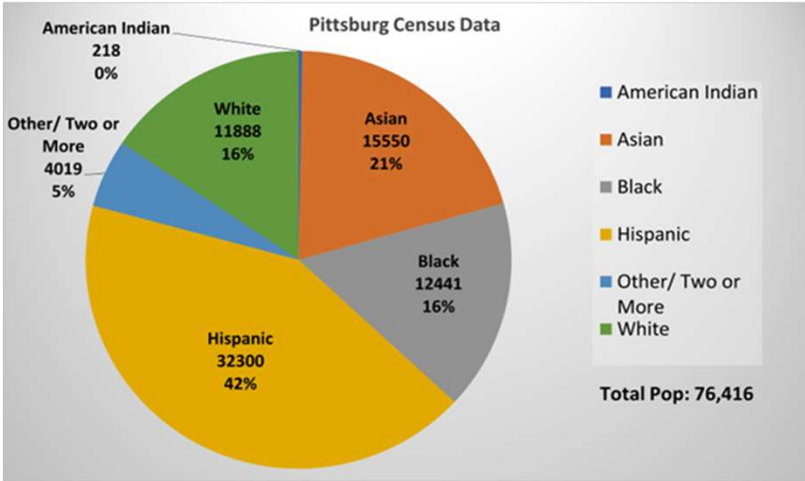
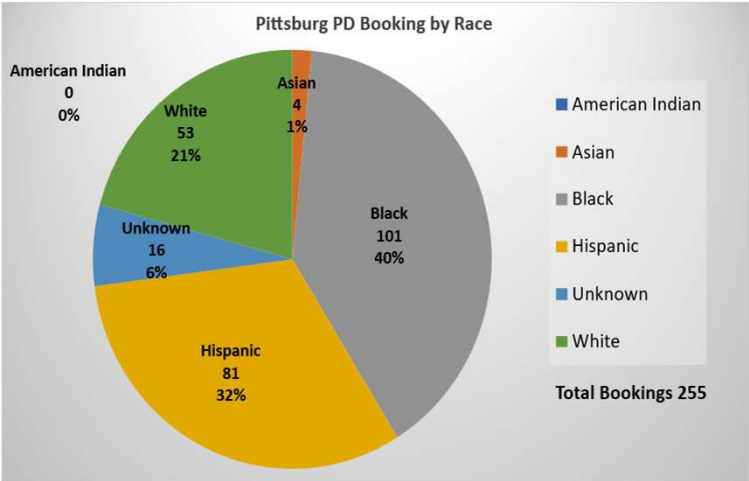
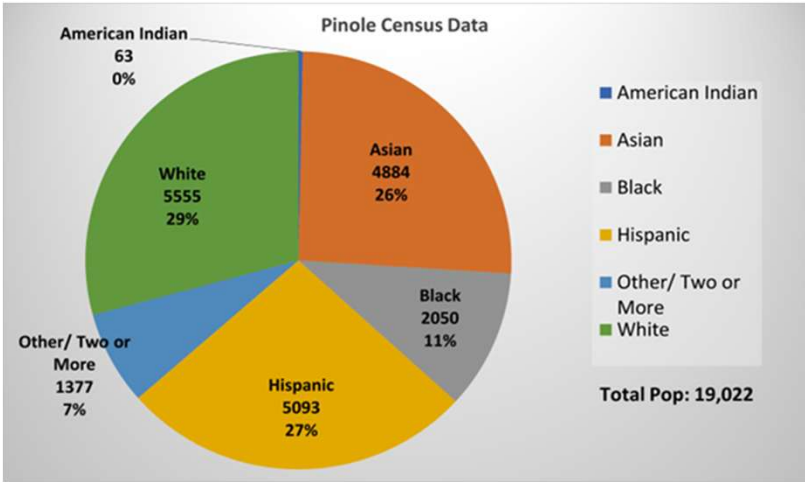
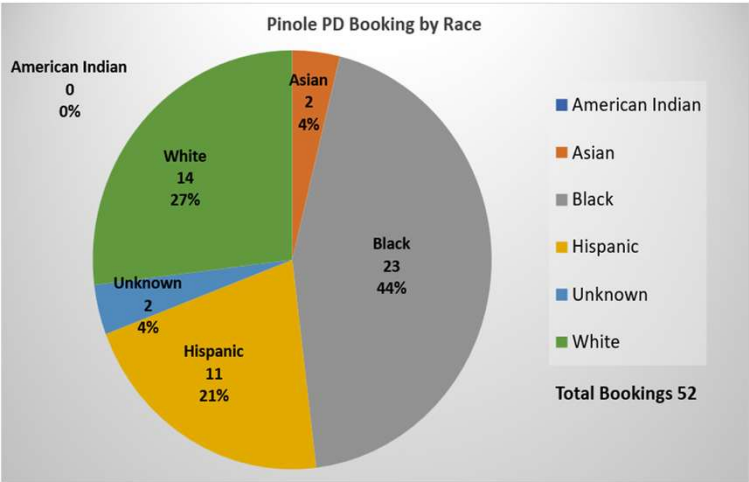
Persons Arrested/Booked & Census Data



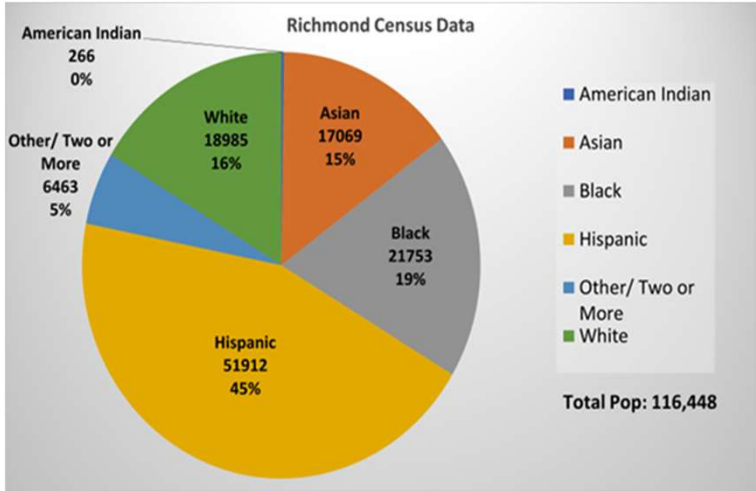
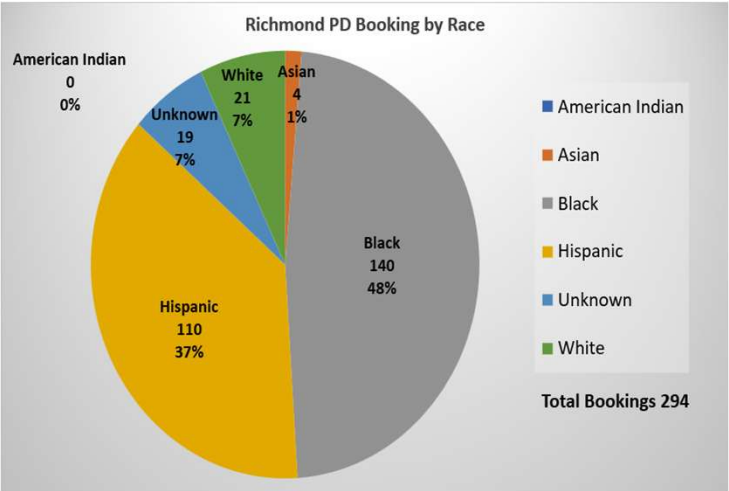
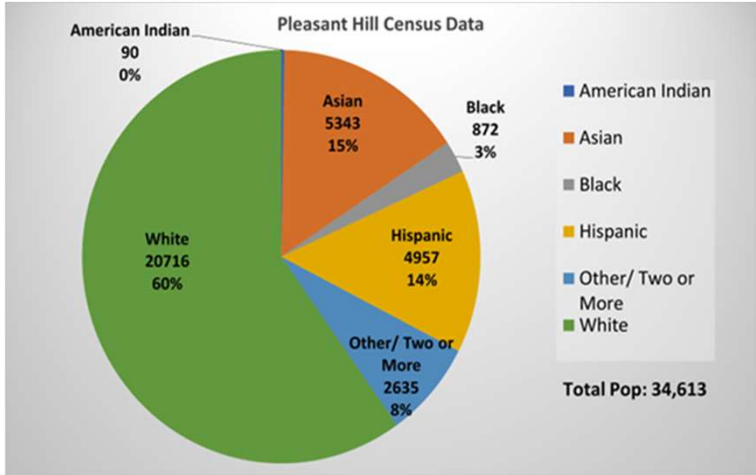
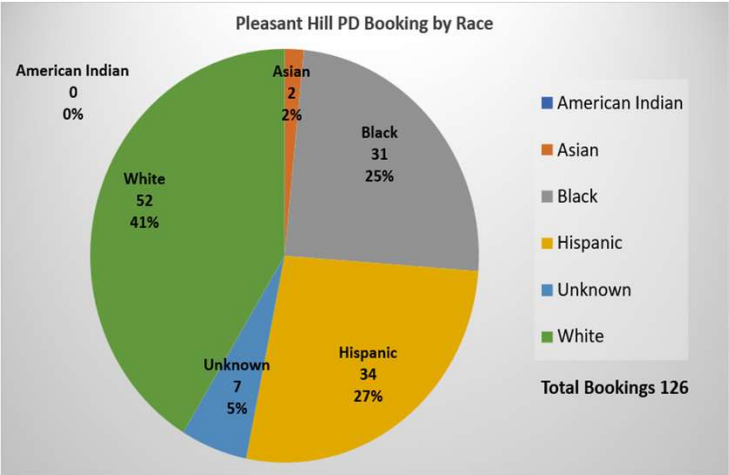
Persons Arrested/Booked & Census Data



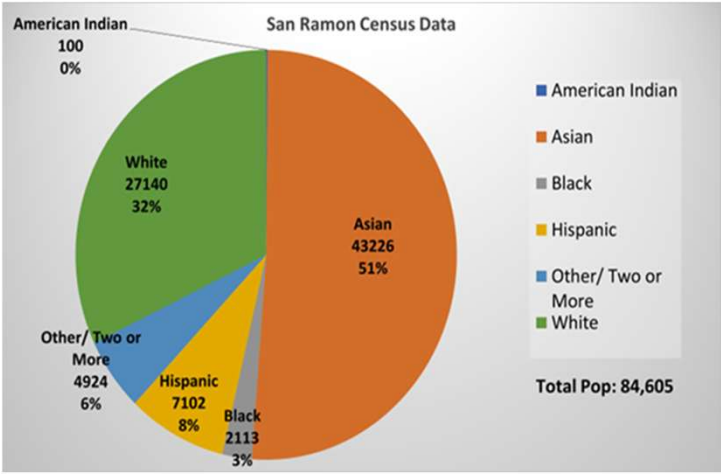
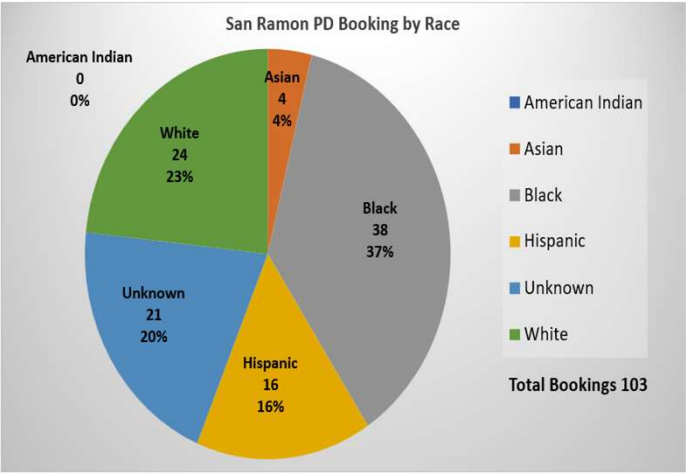
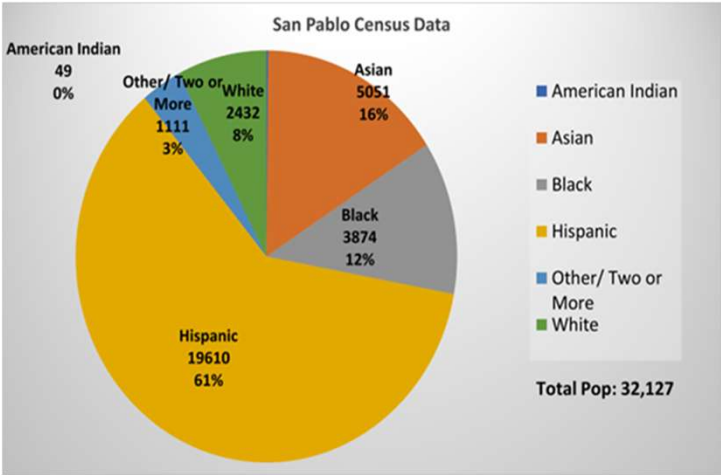
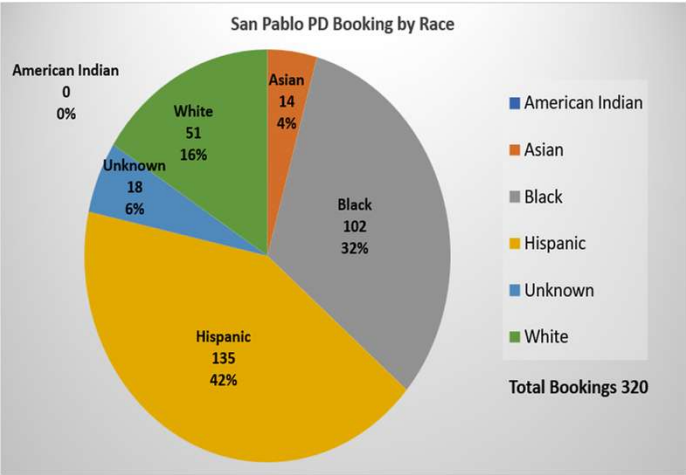
Persons Arrested/Booked & Census Data



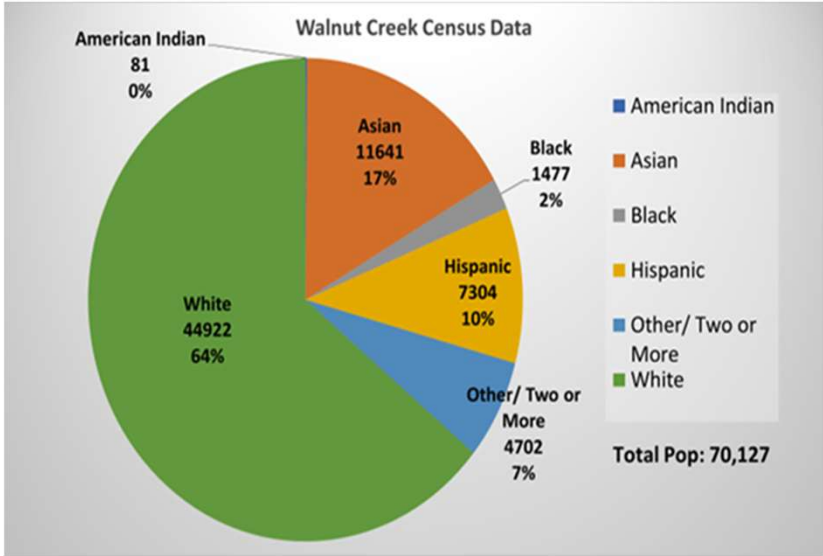
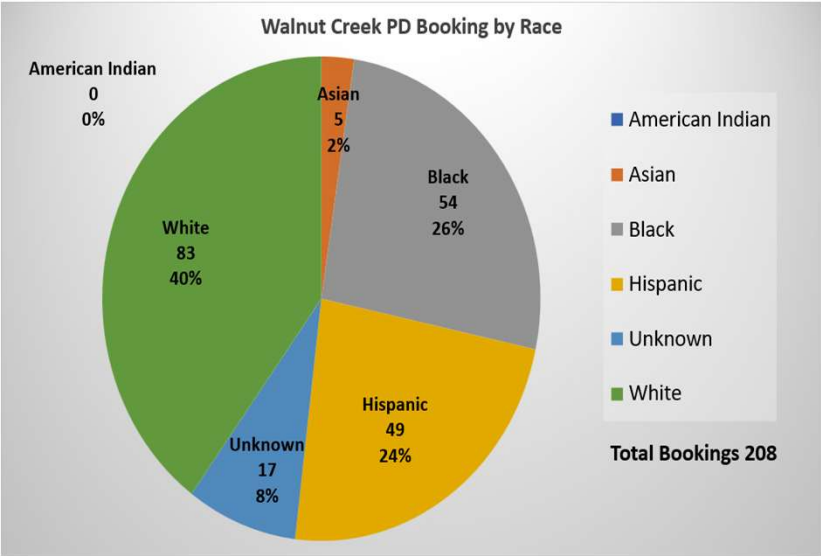
Persons Arrested/Booked & Census Data



Persons Arrested/Booked & Census Data

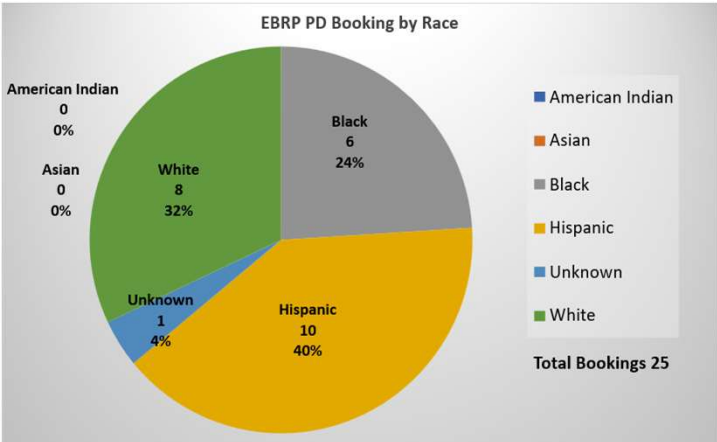
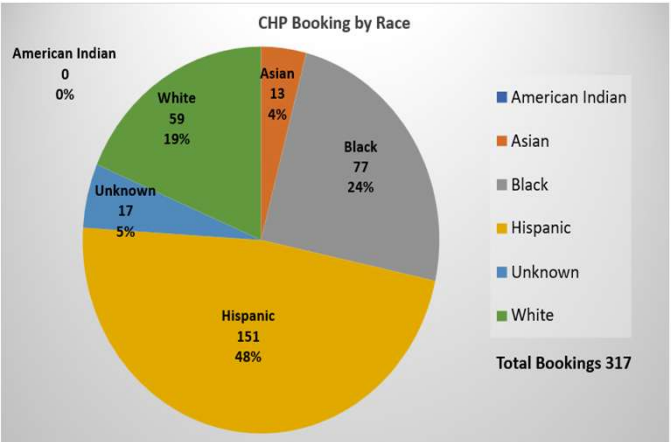
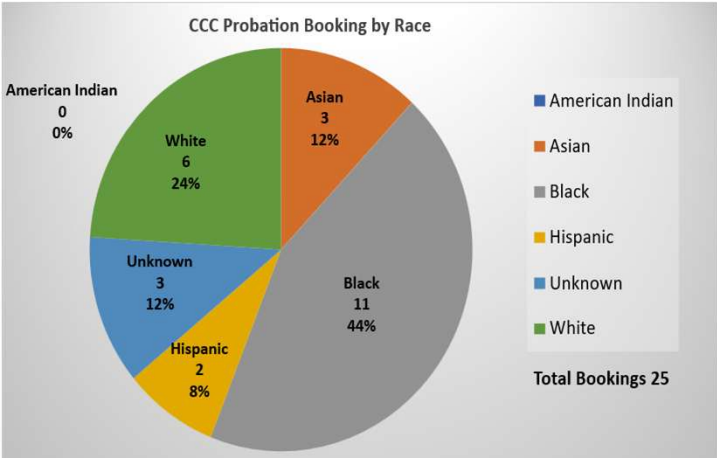
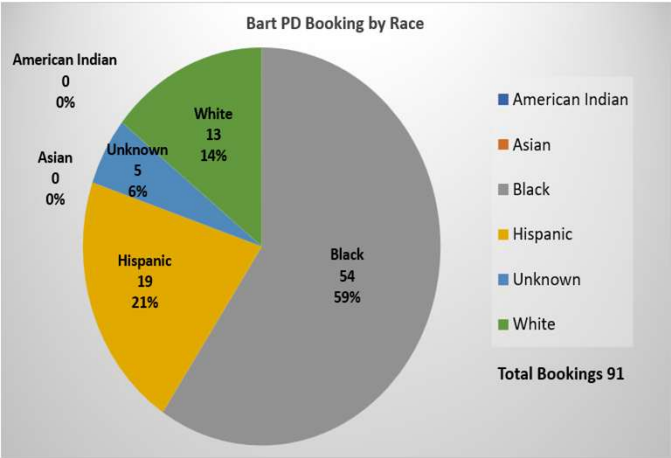


Persons Arrested/Booked & Census Data



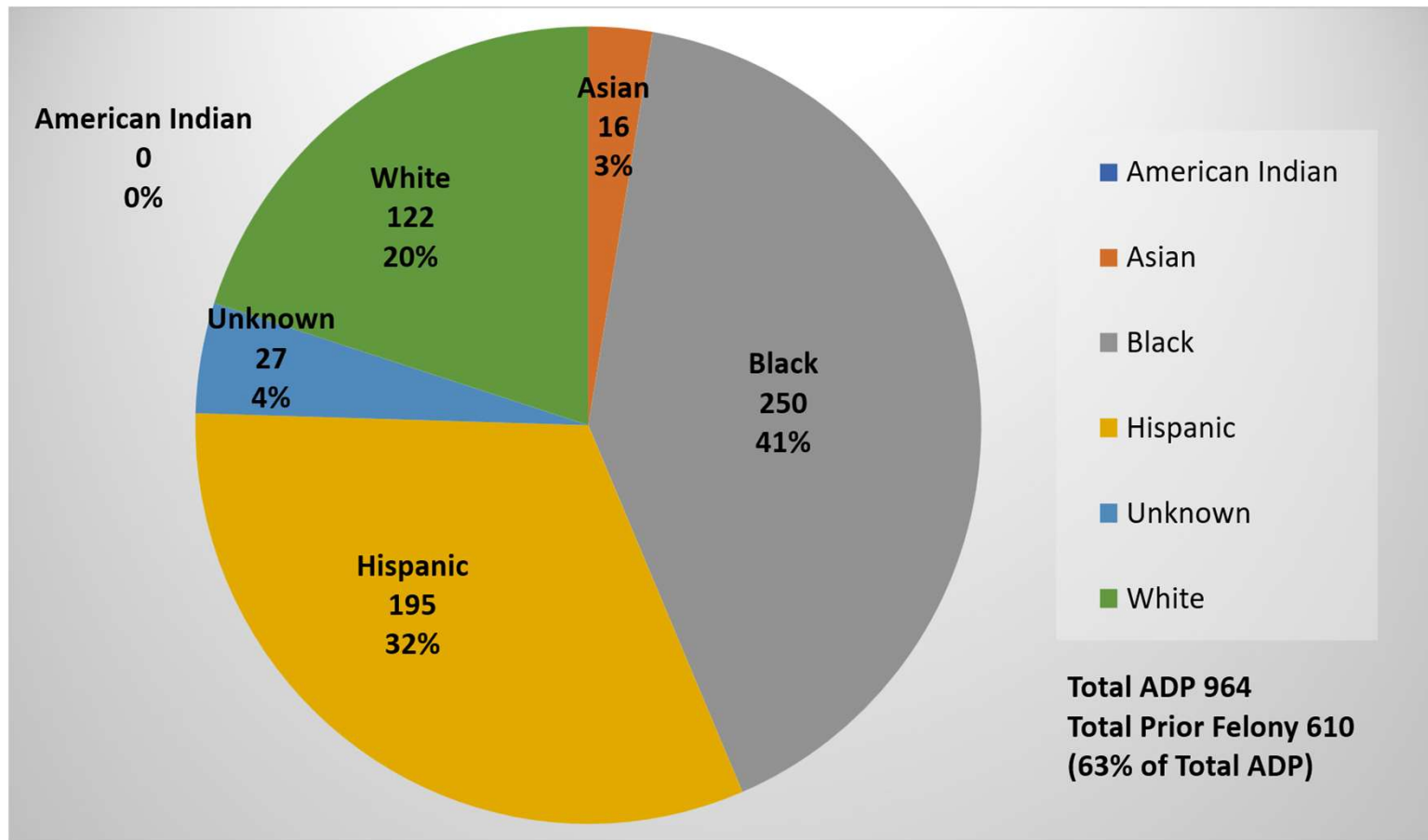
Agencies with less than 10 arrests are not listed in the pie charts

Persons Arrested/Booked & Census Data

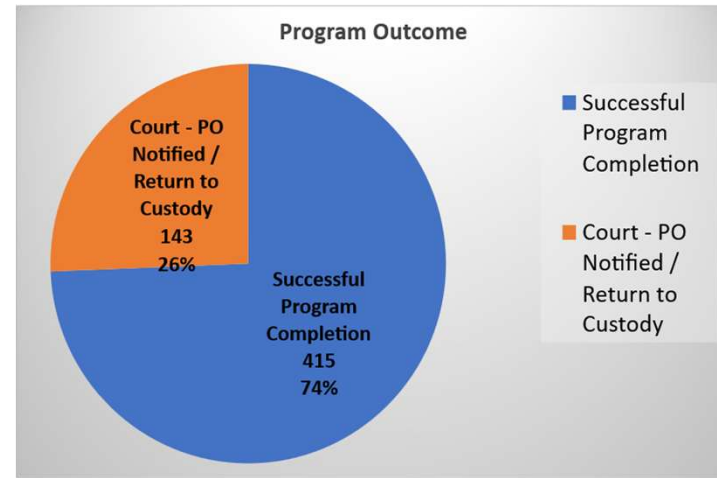
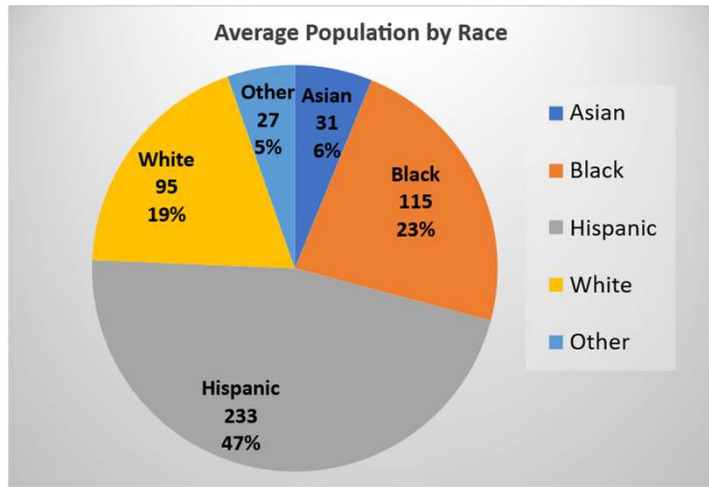


These agencies do not have corresponding census data

Prior Felony by Race & Percentage of Jail Population



Custody Alternative Facility



FY 24/25 Operating Costs CAF vs Detention

FY 24/25	CAF	Detention
Incarcerated Person Average Daily Cost	\$29	\$257

CAF operated with a \$4,754,854 budget for fiscal year 24-25

Custody Alternative Facility

On August 26th Custody Alternative received a strap alert notification that a subject had removed his ankle monitor after leaving a residential drug addiction program. The device was located a short distance from the recovery house along a canal trail. The following day a warrant was issued by the court, and the subject was located and returned to custody.



Custody Services Bureau

Total Number of Bookings by Agency

Agency	January to March 2025	April to June 2025	July to September 2025	YTD 2025
Office of the Sheriff	606	746	834	2,186
Office of the Sheriff – CAF	517	565	510	1,592
Antioch PD	295	325	361	981
BART PD	92	122	91	305
Brentwood PD	228	198	213	639
CHP Martinez	240	240	269	749
Clayton PD	14	12	2	28
Concord PD	386	406	357	1,149
Danville PD	35	33	58	126
East Bay Regional Park Police	18	14	25	57
El Cerrito PD	74	77	88	239
Hercules PD	66	58	61	185
Kensington PD	7	9	3	19

Custody Services Bureau

Total Number of Bookings by Agency

Agency	January to March 2025	April to June 2025	July to September 2025	YTD 2025
Lafayette PD	50	54	62	166
Martinez PD	101	115	107	323
Moraga PD	8	14	11	33
Oakley PD	101	84	86	271
Orinda PD	59	48	60	167
Pinole PD	59	59	52	170
Pittsburg PD	243	261	255	759
Pleasant Hill PD	126	110	126	362
Richmond PD	345	325	294	964
San Pablo PD	304	286	320	910
San Ramon PD	103	91	103	297
Walnut Creek PD	236	209	208	653

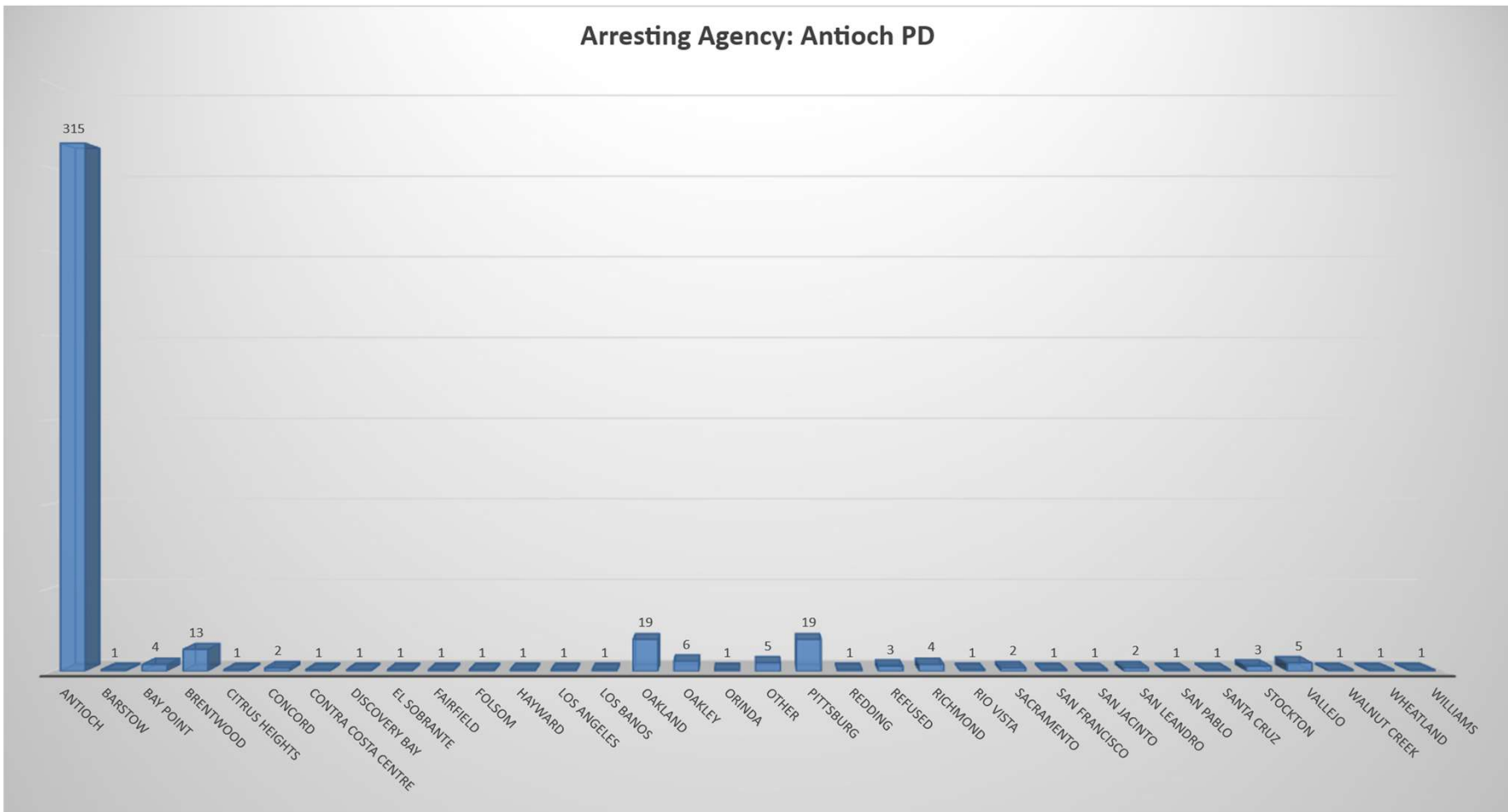
Custody Services Bureau

Total Number of Bookings by Agency

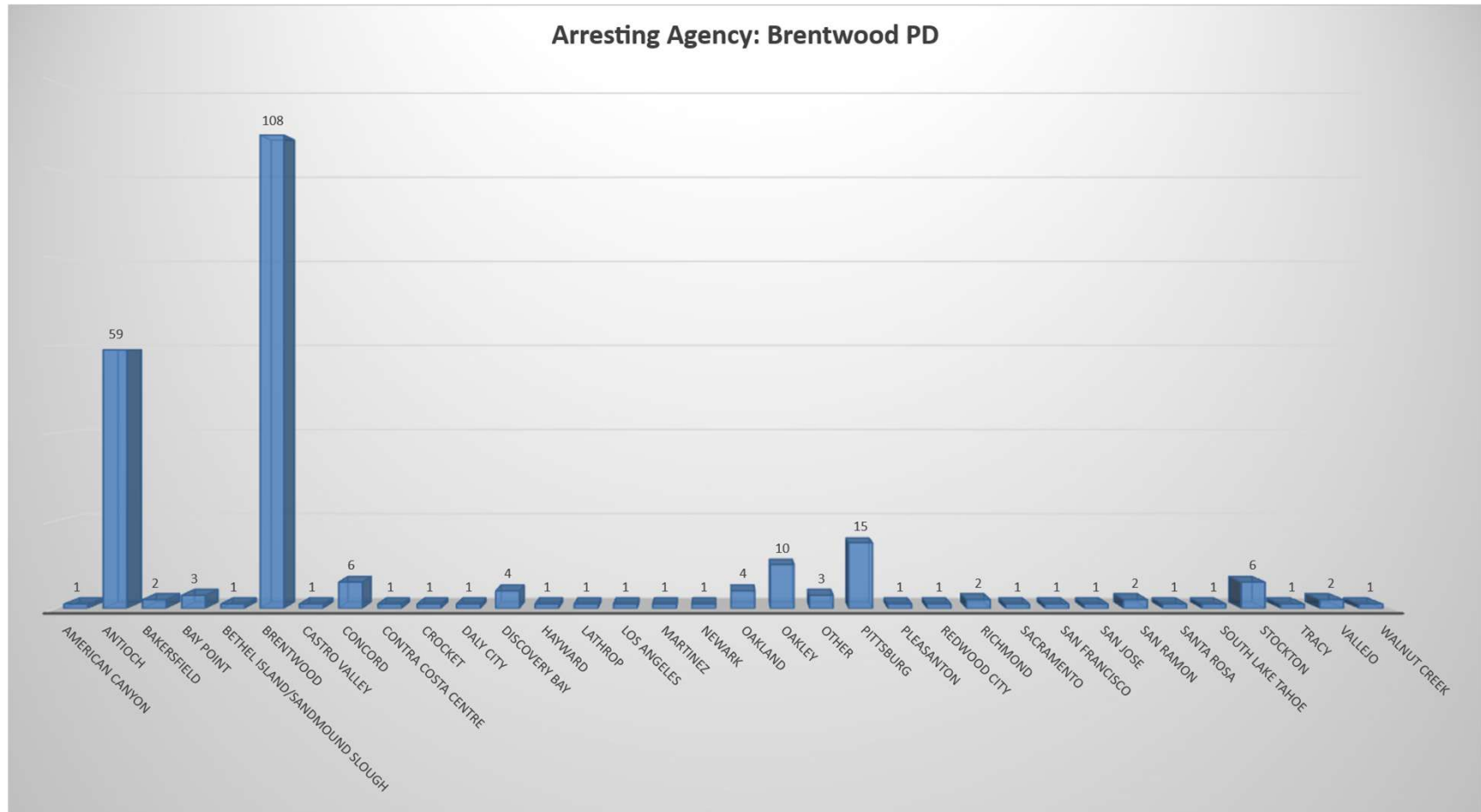
Agency	January to March 2025	April to June 2025	July to September 2025	YTD 2025
Amtrak Police	2	2	2	6
CCC College Police	6	2	2	10
Contra Costa DA	0	2	0	2
Contra Costa Probation	27	29	25	81
CHP Oakland and Solano	45	34	48	127
Fire Inspector	3	2	2	7
Other (Non-county)	8	10	7	25
State Agencies (Other)	2	5	2	9
State Parole	12	16	13	41
US Marshal	19	12	5	36
Total	4,437	4,575	4,662	13,674

Arrest Data by City of Residence

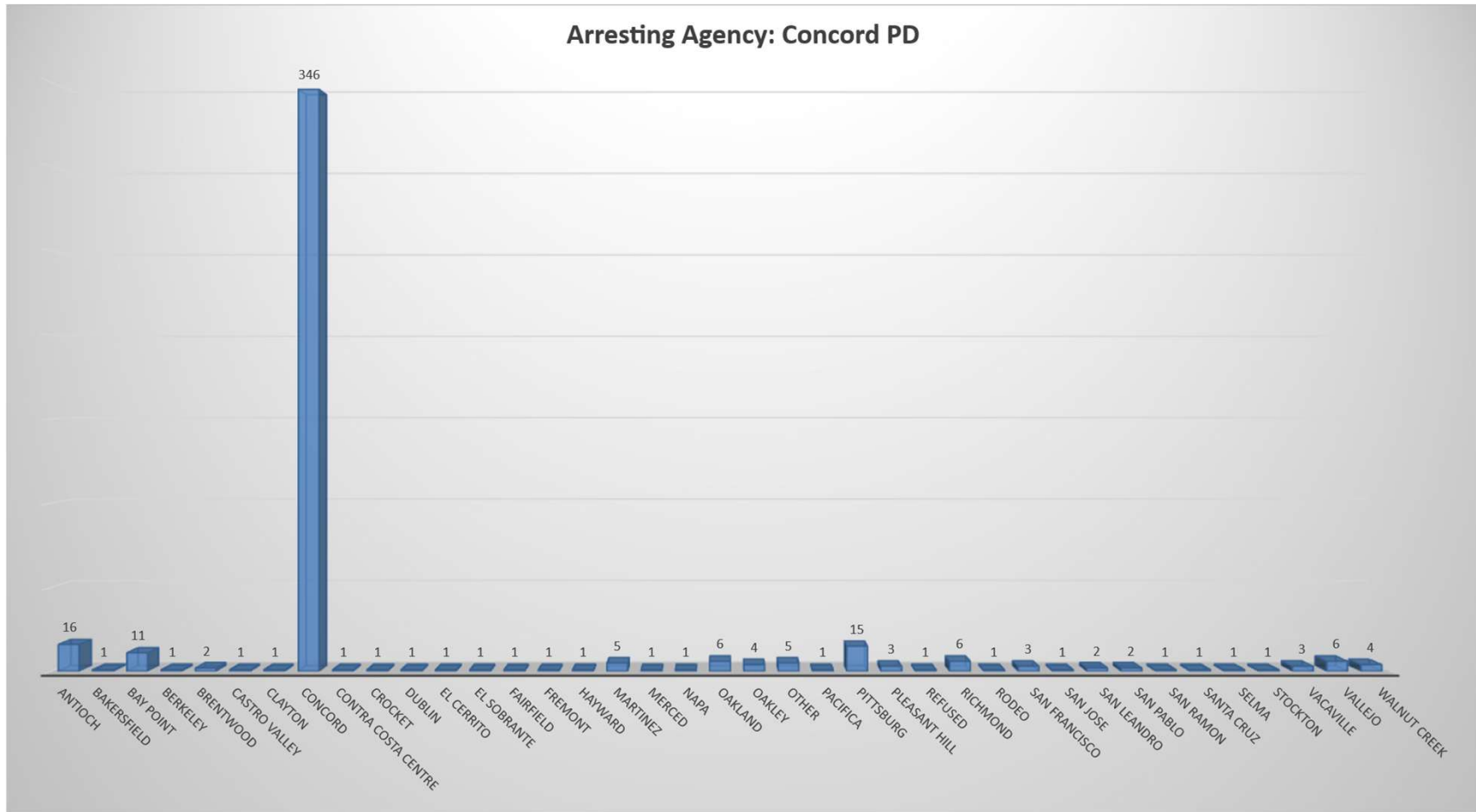
Arresting Agency: Antioch PD



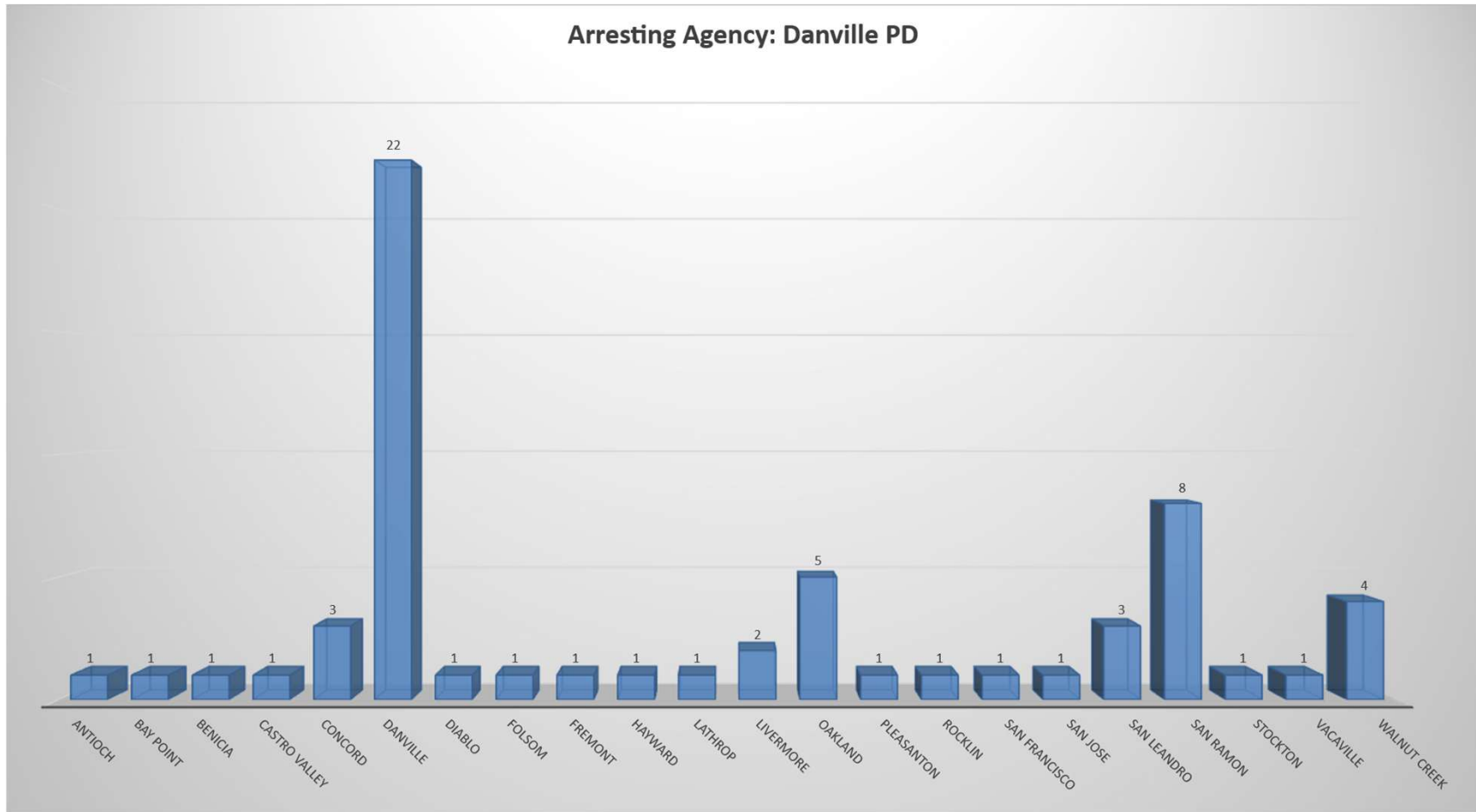
Arrest Data by City of Residence



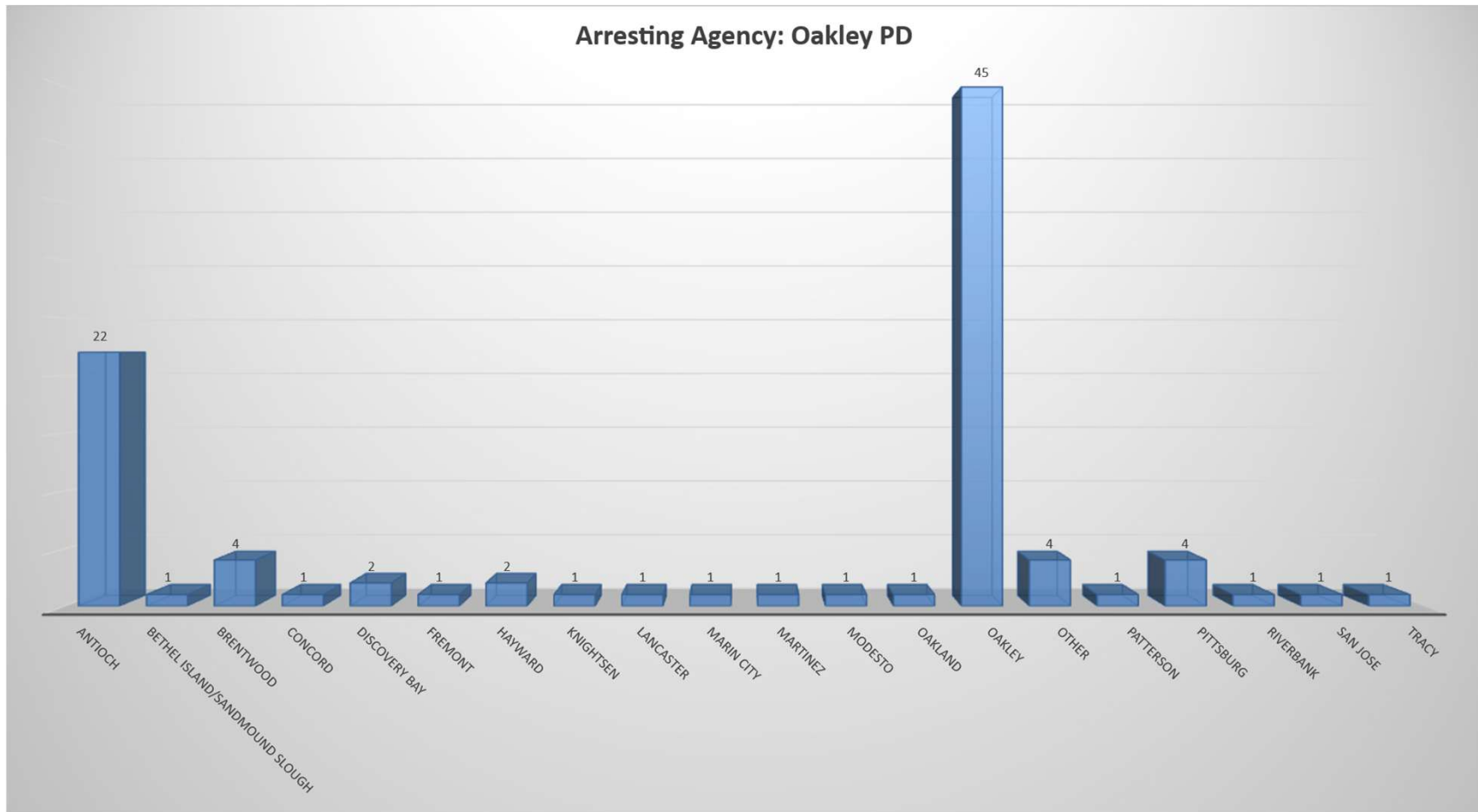
Arrest Data by City of Residence



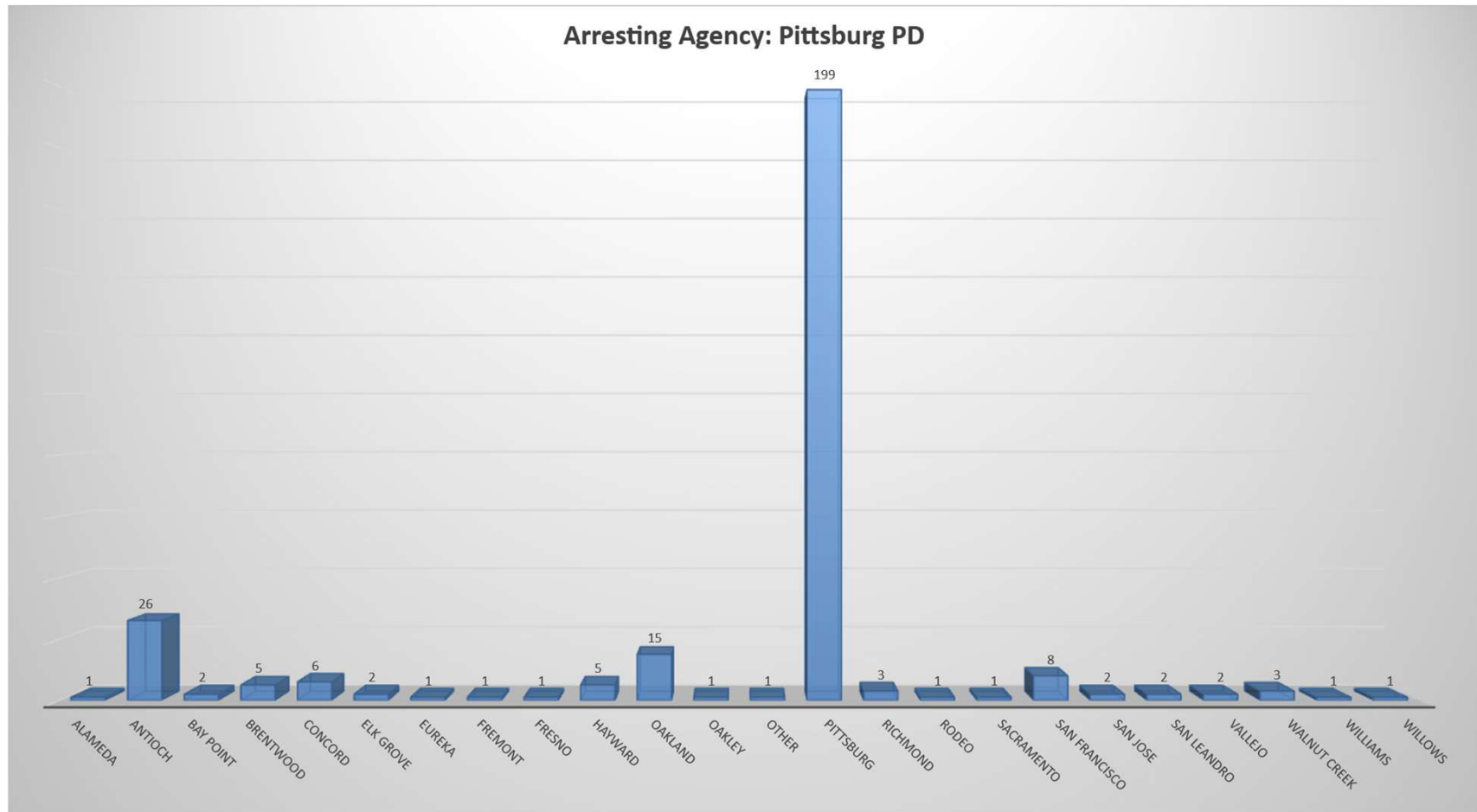
Arrest Data by City of Residence



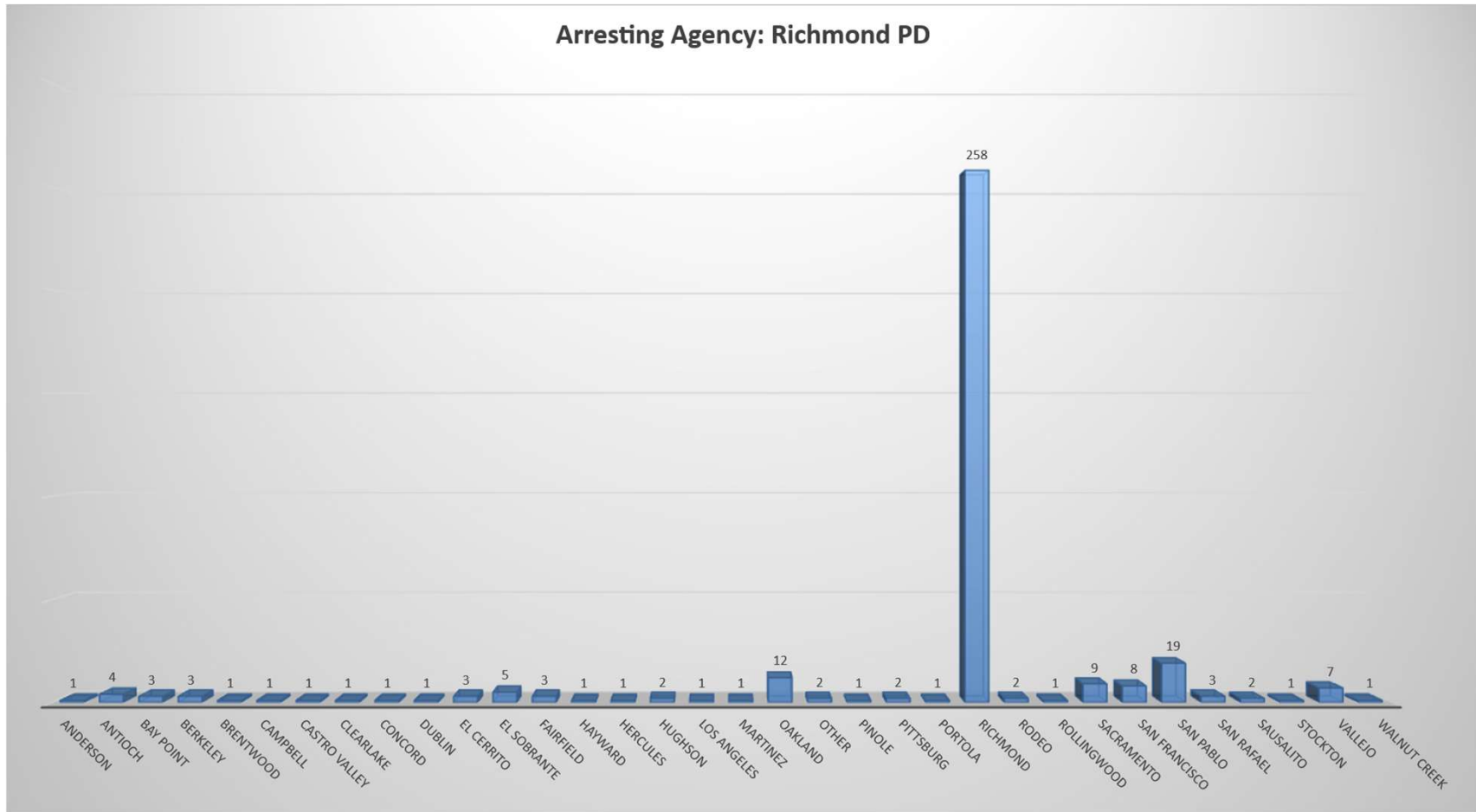
Arrest Data by City of Residence



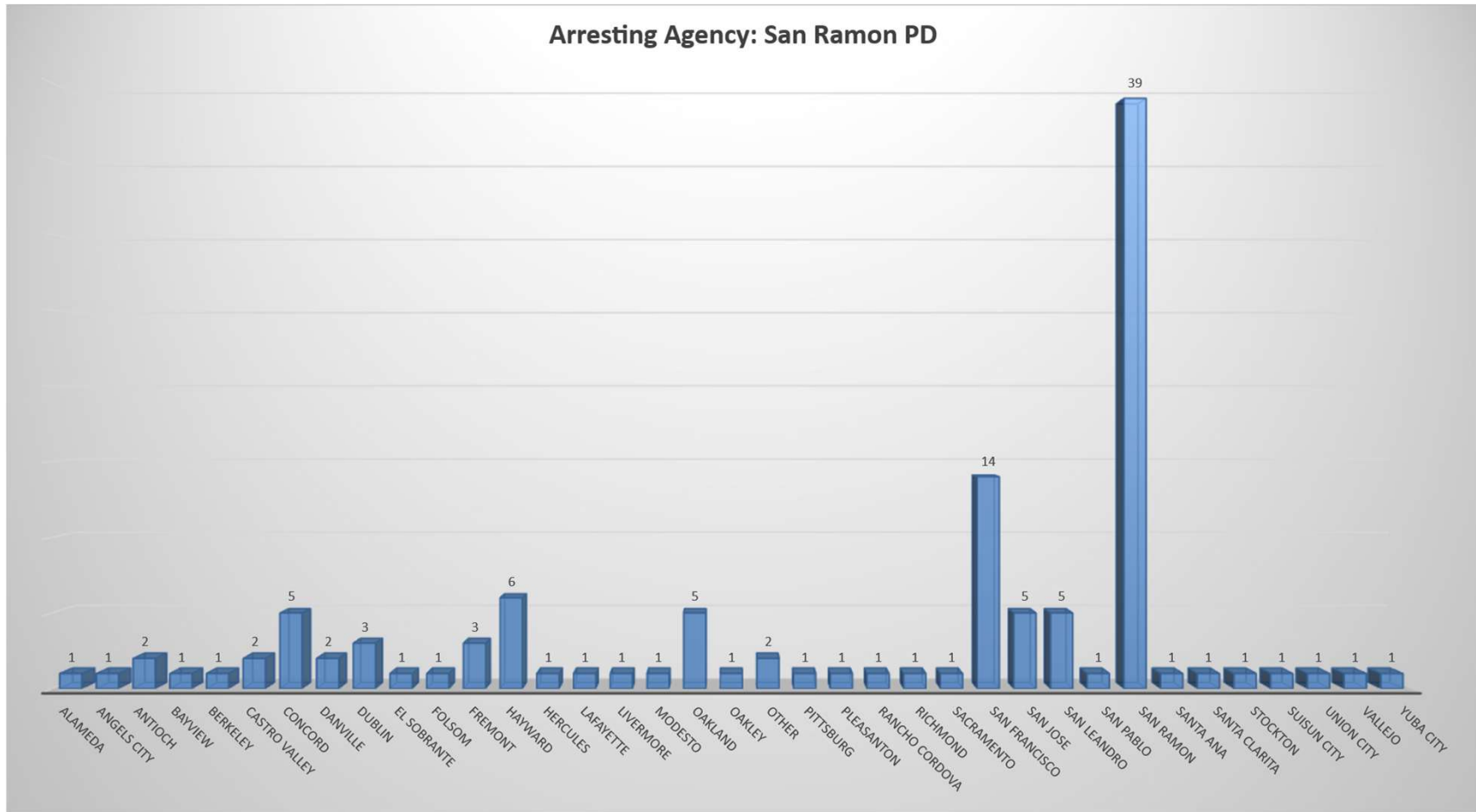
Arrest Data by City of Residence



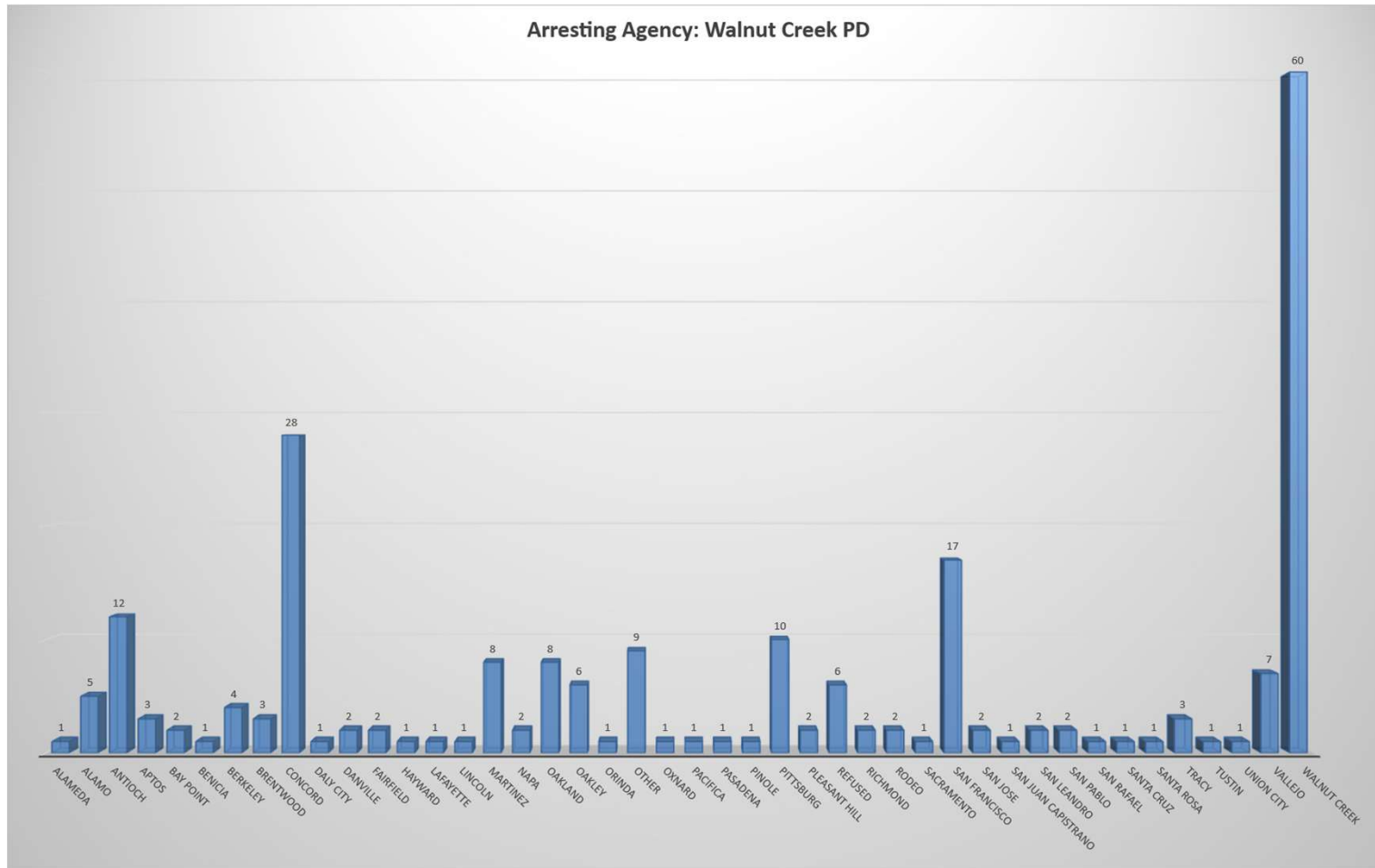
Arrest Data by City of Residence



Arrest Data by City of Residence



Arrest Data by City of Residence



Custody Services Bureau

Bookings By Gender

	Male	Female	Other
January to March	3,470	966	1
April to June	3,588	987	0
July to Sept	3,640	1,022	0
YTD Total	10,698	2,975	1

Custody Services Bureau

Average Daily Population

	January to March 2025	April to June 2025	July to September 2025	YTD 2025
Custody Alternative Facility	544	643	699	629
Marsh Creek Detention Facility	37	34	32	34
Martinez Detention Facility	438	422	442	434
West County Detention Facility	486	493	490	490
*Other	98	100	101	100

**The number shown is an average of the daily population added together divided by the days in a month

Custody Services Bureau

Average Pre-Trial and Post-Trial Population

	Pre-Trial July to Sept 2025	Post-Trial July to Sept 2025
Custody Alternative Facility	135	564
Marsh Creek Detention Facility	15	26
Martinez Detention Facility	392	50
West County Detention Facility	372	118
*Other	90	36

The number shown is an average of the daily population added together divided by the days in a month.

Custody Services Bureau

In-Custody Deaths

0	2024	2025
January to March	0	0
April to June	0	0
July to September	1	0
YTD Total	1	0

Narcan Deployments

	2024	2025
January to March	8	12
April to June	14	12
July to September	15	6
YTD Total	37	30

Custody Services Bureau

Assaults on Staff

	2024	2025
January to March	15	24
April to June	14	15
July to September	21	13
YTD Total	50	52

Custody Services Bureau

ICE I-247A Requests for Notification

Total Requests for Notifications Received

	2024	2025
January to March	127	141
April to June	147	152
July to September	155	240
YTD Total	429	533

Total Notifications Made

	2024	2025
January to March	36	27
April to June	34	28
July to September	33	40
YTD Total	103	95

Custody Services Bureau

ICE I-247A Requests for Notification

Notifications on the Same Person

	2024	2025
January to March	3	1
April to June	2	3
July to September	1	5
YTD Total	6	9

Net Notifications Made

	2024	2025
January to March	33	26
April to June	32	28
July to September	32	40
YTD Total	97	94

Prison Law Office Visit

The Medical Monitor conducted an on-site visit at MDF and WCDF on August 11, 2025.

The primary focus of the visit was to evaluate the medical services provided and their accessibility.

The Medical Monitor commended the quality of care provided within CSB.




Board of State & Community Corrections (BSCC)

An Unannounced Inspection of the Contra Costa County Sheriff's Office was completed for West County Detention Facility (WCDF) on Tuesday, July 22, 2025. No items of non-compliance were found.


This inspection was conducted pursuant to Penal Code Section 6031 to determine compliance with the Minimum Standards for Local Detention Facilities as outlined in Titles 15 and 24, California Code of Regulations.

Custody Services Bureau

Jail Made Weapons



SERT Operation – Contraband Found



Field Operations Bureau

Total Dispatch Calls for Service

	2024	2025
January to March	65,910	86,723
April to June	71,988	75,416
July to September	76,965	79,430
Total	214,863	241,569

Total Office of the Sheriff's Calls for Service

	2024	2025
January to March	35,281	39,348
April to June	38,088	43,193
July to September	41,570	45,844
Total	114,939	128,385

Field Operations Bureau

Assaults on Staff

	2024	2025
January to March	13	8
April to June	8	9
July to September	10	13
Total	31	30

Field Operations Bureau

A3 (Anyone, Anywhere, Anytime) Requests

	2024	2025
January to March	236	329
April to June	259	350
July to September	309	397
Total	804	1,076

A3 Responses

	2024	2025
January to March	74	184
April to June	111	186
July to September	139	181
Total	324	551

Field Operations Bureau

Mental Health Evaluation Team Deployments

87	2024	2025
January to March	97	74
April to June	108	64
July to September	87	61
Total	292	199

Total Welfare & Institutions Code 5150 Calls

	2024	2025
January to March	269	261
April to June	256	239
July to September	263	260
Total	788	760

Field Operations Bureau

Non-Violent Welfare & Institutions Code 5150 Calls

	2024	2025
January to March	228	237
April to June	231	210
July to September	234	221
Total	693	668

Violent Welfare & Institutions Code 5150 Calls

	2024	2025
January to March	41	24
April to June	25	29
July to September	29	39
Total	95	92

Field Operations Bureau

Writ of Possession of Real Property with Tenant Removal

	2024	2025
January to March	88	73
April to June	72	71
July to September	90	79
Total	250	223

Tenant Removed from Property by Deputy Sheriffs

	2024	2025
January to March	1	0
April to June	2	1
July to September	2	1
Total	5	2

Field Operations Bureau

Notable Events

Attempted Murder: On August 25th, an AC Transit bus operator was stabbed multiple times on a bus in Richmond. Three citizens on the bus intervened and detained the suspect until deputies arrived. These citizens will be recognized at an upcoming award ceremony.




Firearms Recovery: During August, Sheriff's Office Detectives recovered a significant number of firearms from a suspect conducting illegal firearms sales.

Field Operations Bureau

K-9 Unit

During a traffic stop, K9 Otis alerted to the possible presence of narcotics in a vehicle. A search of the vehicle resulted in the discovery of narcotics and cash.

In another instance, K9 Otis alerted his handler to the possible presence of narcotics, leading to the discovery of methamphetamine and crack cocaine. A search warrant was obtained and executed at the suspect's home where a firearm and additional narcotics were seized.



Support Services Bureau

Total Number of Coroner's Cases

	2024	2025
January to March	203	227
April to June	168	215
July to September	212	223
Total	583	665

Total Number of Autopsies

	2024	2025
January to March	122	148
April to June	96	126
July to September	114	152
Total	332	426

Support Services Bureau

Total Number of Fentanyl Deaths

	2024	2025
January to March	31	11
April to June	22	11
July to September	9	17
Total	62	39

Total Number of Fentanyl Related Deaths

	2024	2025
January to March	3	11
April to June	11	7
July to September	7	4
Total	21	22

Support Services Bureau

Total Number of Suicide Deaths

	2024	2025
January to March	38	18
April to June	24	25
July to September	25	19
Total	87	62

Administration Services Bureau

Internal Affairs Investigations Initiated

	2024	2025
January to March	6	3
April to June	3	5
July to September	5	6
Total	14	14

Use of Force Incidents reported to State DOJ*

	2024	2025
January to March	0	0
April to June	0	0
July to September	0	0
Total	0	0

* Government Code 12525.2 requires every law enforcement agency to furnish a monthly report to the Department of Justice, for all instances when a peace officer is involved in any of the following:

- An incident involving the shooting of a civilian by a peace officer
- An incident involving the shooting of a peace officer by a civilian
- An incident in which the use of force by a peace officer against a civilian results in serious bodily injury or death
- An incident in which use of force by a civilian against a peace officer results in serious bodily injury or death

Administration Services Bureau

Number of CCW's Processed

	Approved	Renewed	Denied
January to March	318	173	60
April to June	525	132	93
July to September	204	181	30
YTD Total	1,047	486	183

Total active CCW's: 2,087

Transparency Portal Update

- Temporary Programmer hired.
- Interviews in progress for full time programmers.
- Finalizing the selection of the operating platform for the portal dashboard.
- Initial portal is up and running with past Quarterly Oversight Reports:
<https://www.cocosherriff.org/community-information/transparency-portal>
- Anticipated to be operational with major data components in July 2026.

Notable Events

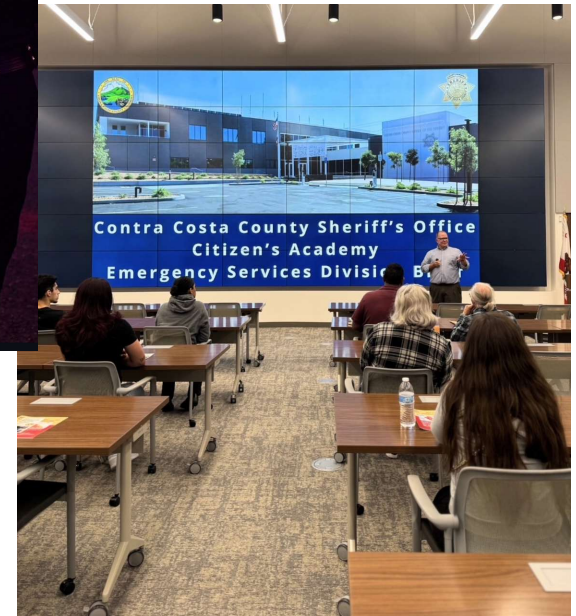

On August 5, 2025, CCCSO staff participated in multiple National Night Out events held throughout the county, including in the City of Martinez, Discovery Bay, Clayton, Bethel Island, and Danville.



Notable Events

The Fall 2025 Citizens Academy kicked off during the second week of September with 18 participants.

Participants will learn about the Sheriff's Office, Emergency Services, Dispatch, the Coroner's Division, Field Operations, Custody Services, etc. They will participate in behind-the-scenes tours and hands-on activities such as simulated traffic stops.



Notable Events

In September, members of the CCCSO attended the Women Leaders in Law Enforcement (WLLE) Conference. The event brought together nearly 2,000 sworn and professional attendees. It was a powerful opportunity for our staff to learn, connect, and grow alongside inspiring leaders dedicated to serving their communities.



Oversight Report Concluded