

Contra Costa County Office of the Sheriff



Quarterly Sheriff's Oversight Report

July – September 2024

Custody Services Bureau

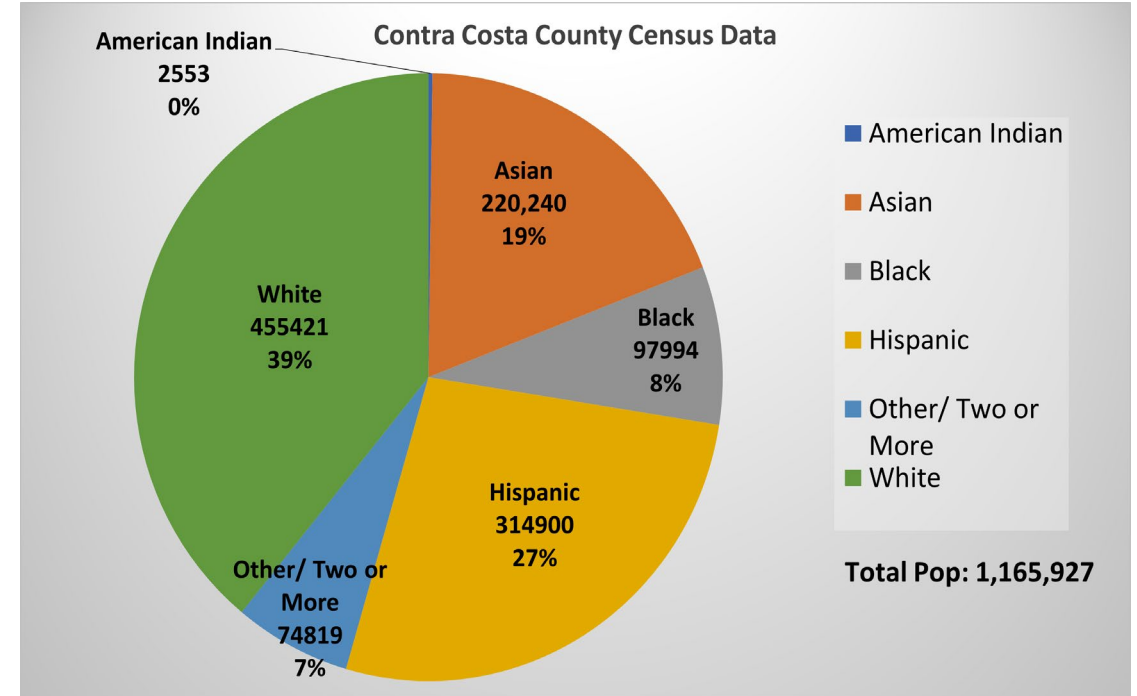
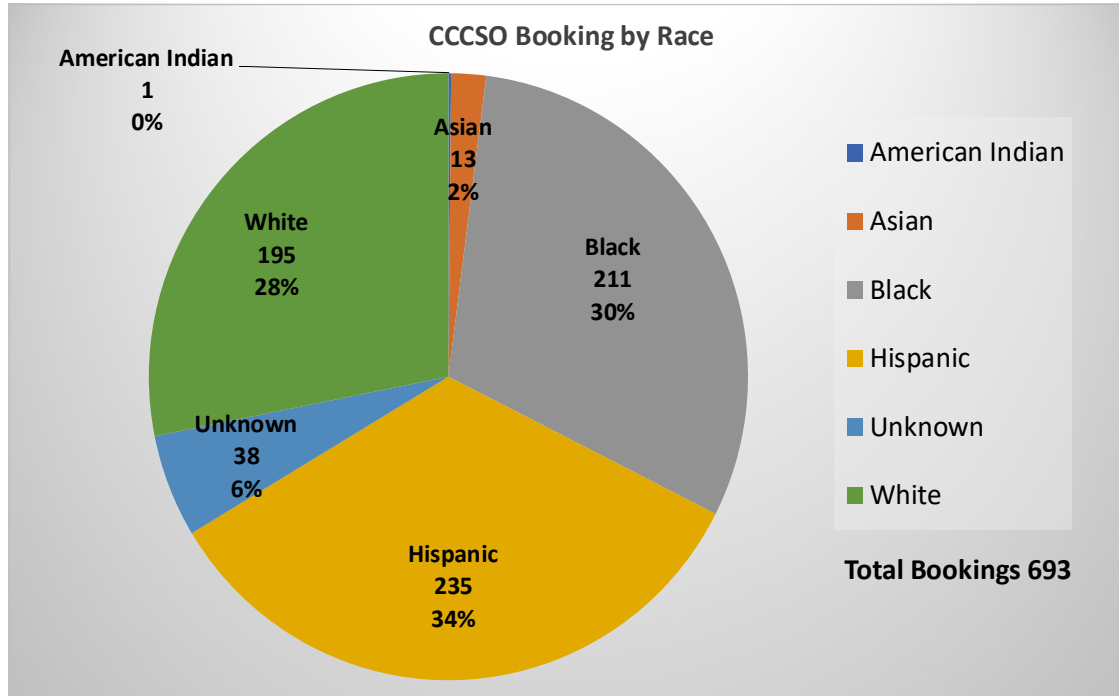
Total Number of MDF Bookings

	2023	2024
January to March	3,224	3,506
April to June	3,716	3,607
July to September	3,602	3,876
YTD Total	10,542	10,989

Total Number of Custody Alternative Bookings

	2023	2024
January to March	315	402
April to June	387	489
July to September	458	462
YTD Total	1,160	1,353

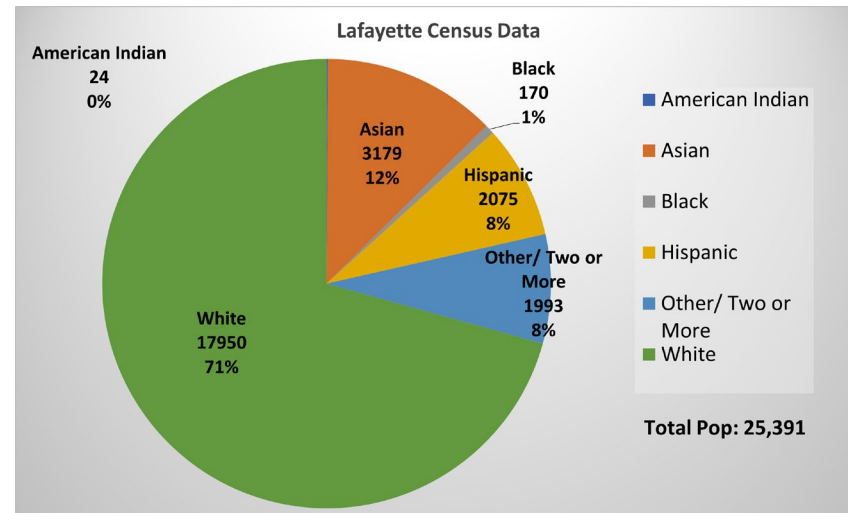
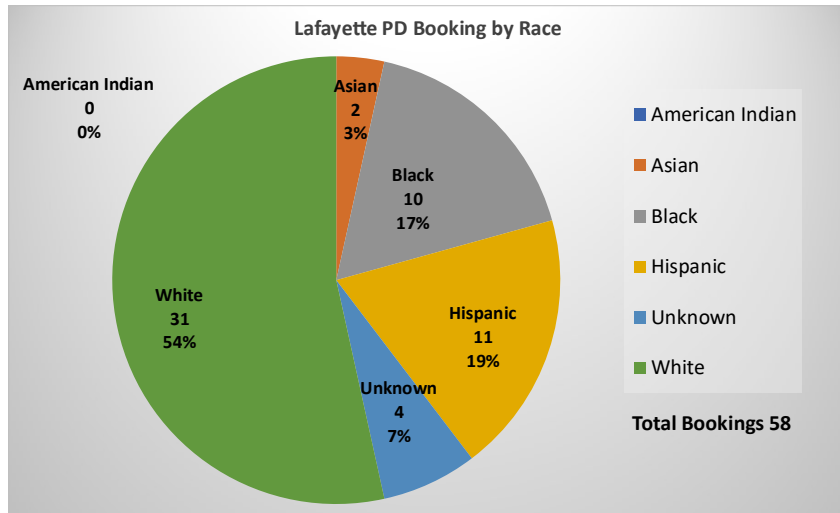
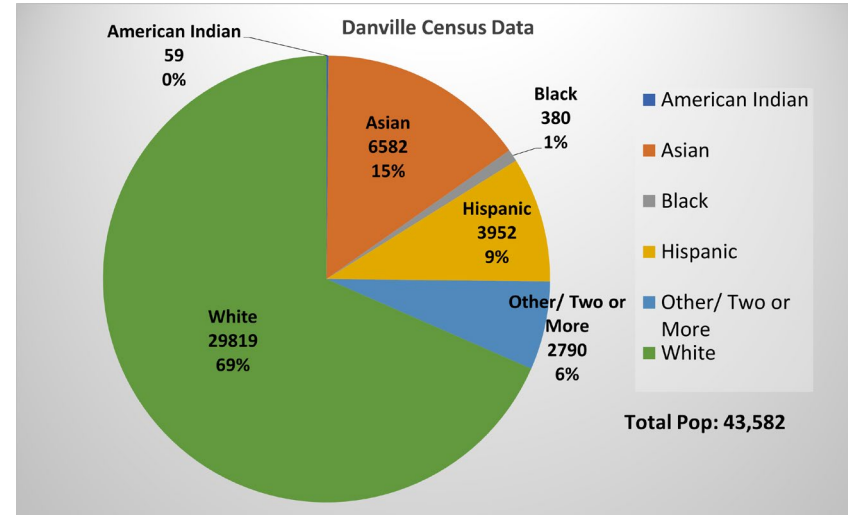
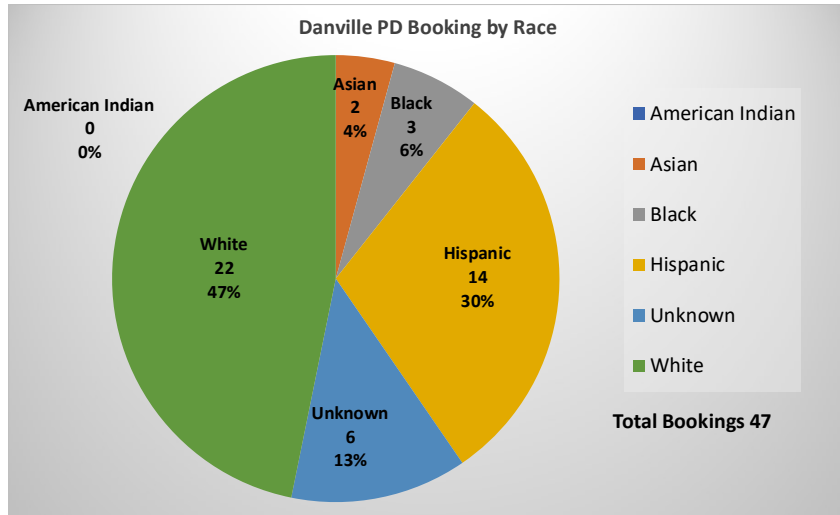
Criminals Arrested/Booked & Census Data



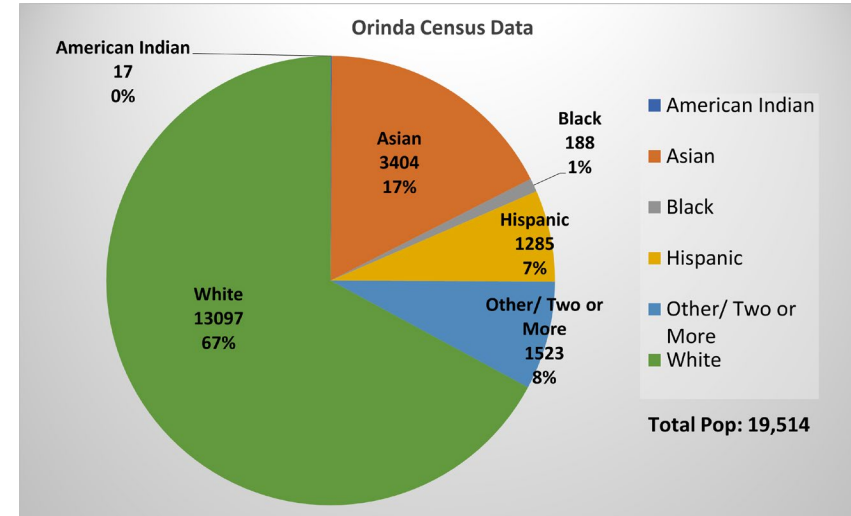
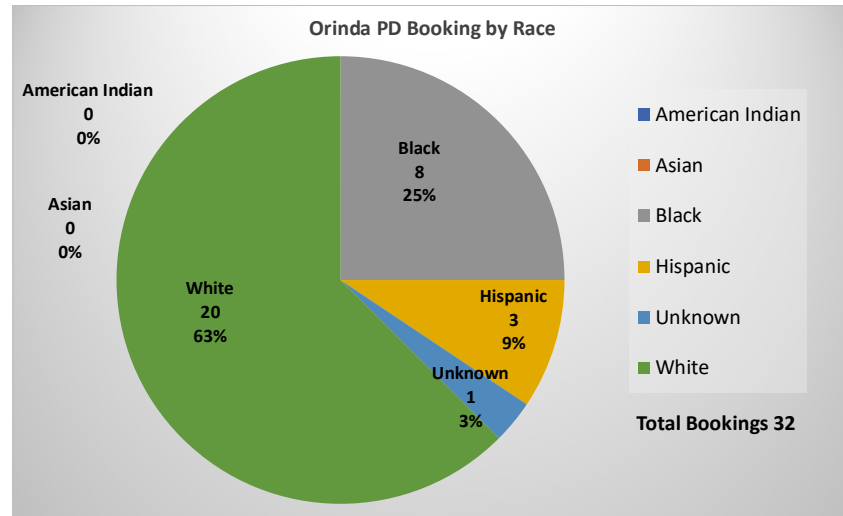
*Sheriff's Office bookings include Court Remands and Removal Orders from State Prison

Census Data:
<https://www.contracosta.ca.gov/DocumentCenter/View/72110/Contra-Costa-County-Places-Data-Profiles---2020-Redistricting-Data-PDF>

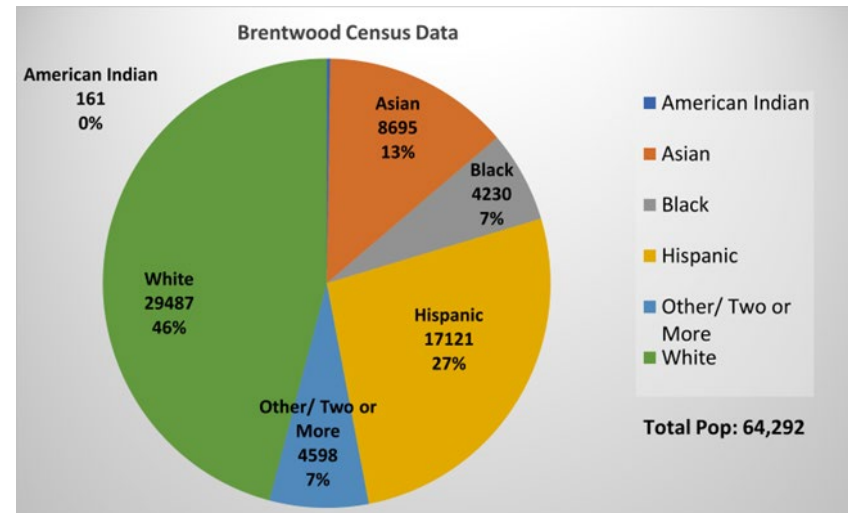
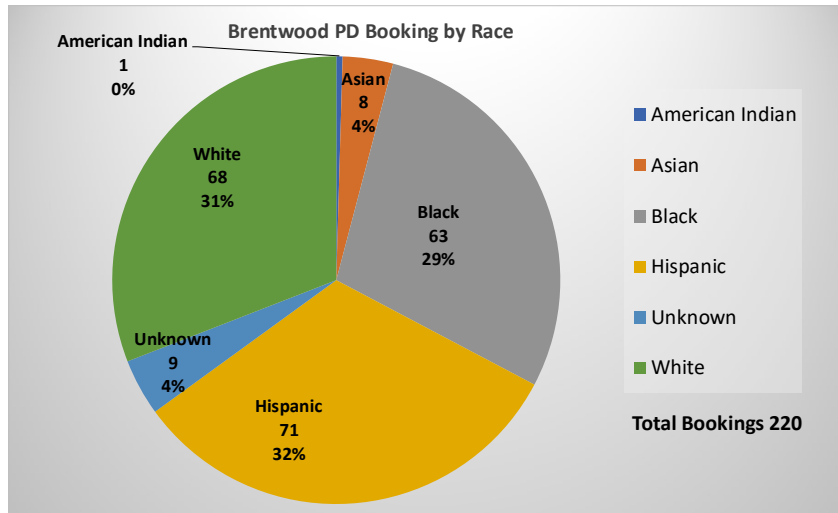
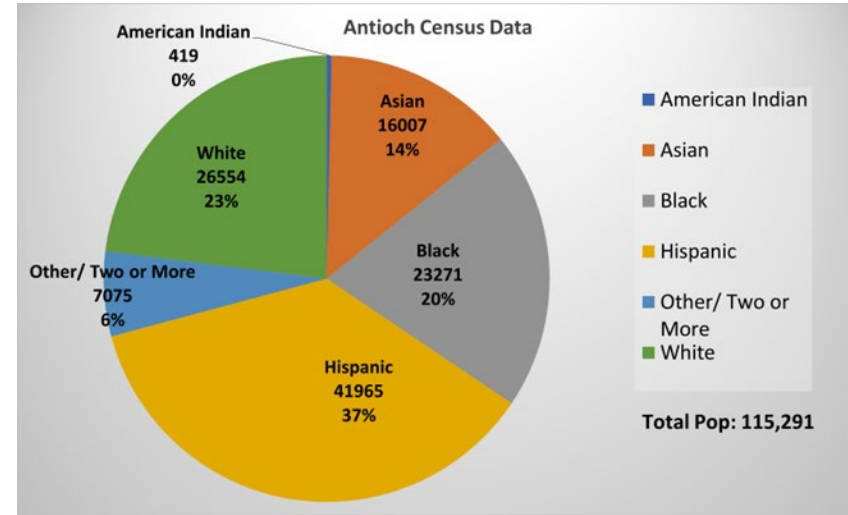
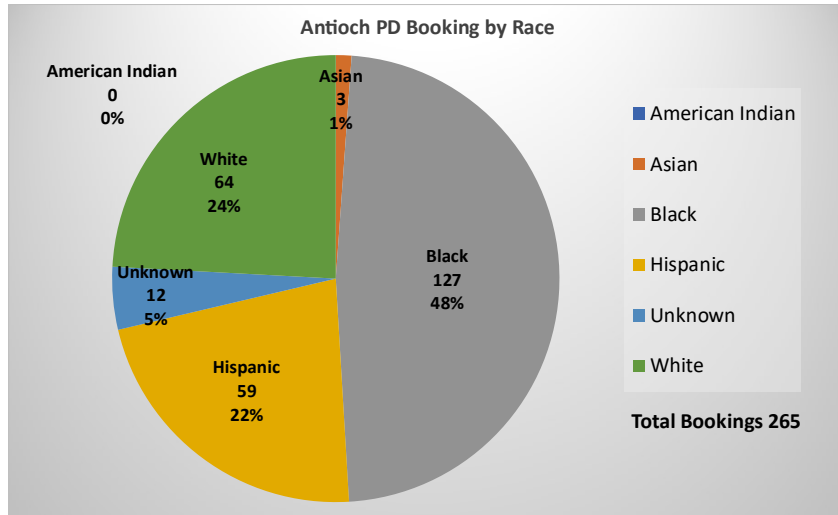
Criminals Arrested/Booked & Census Data



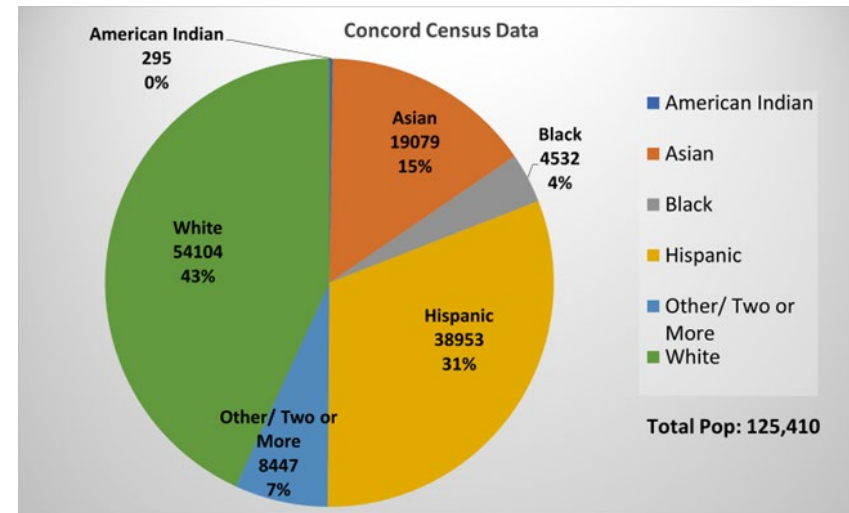
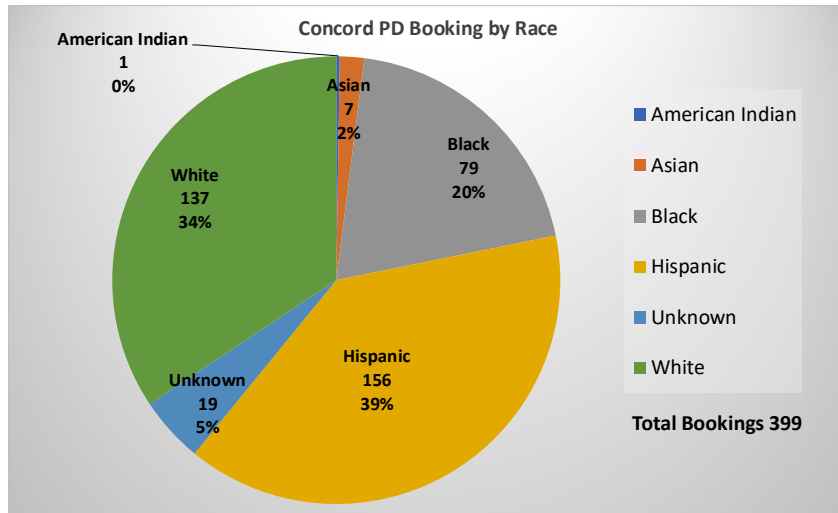
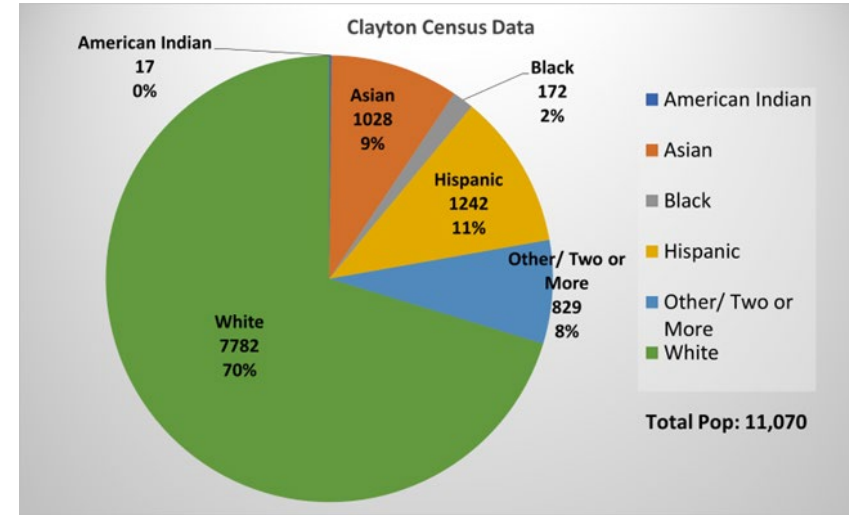
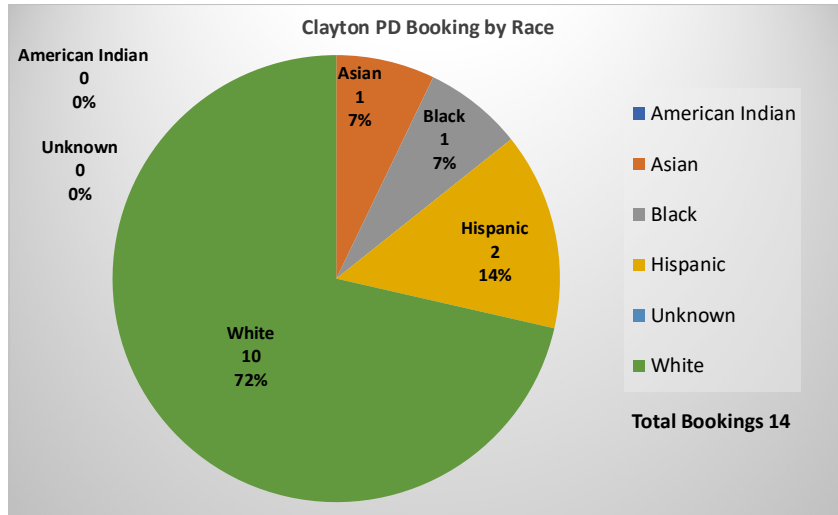
Criminals Arrested/Booked & Census Data



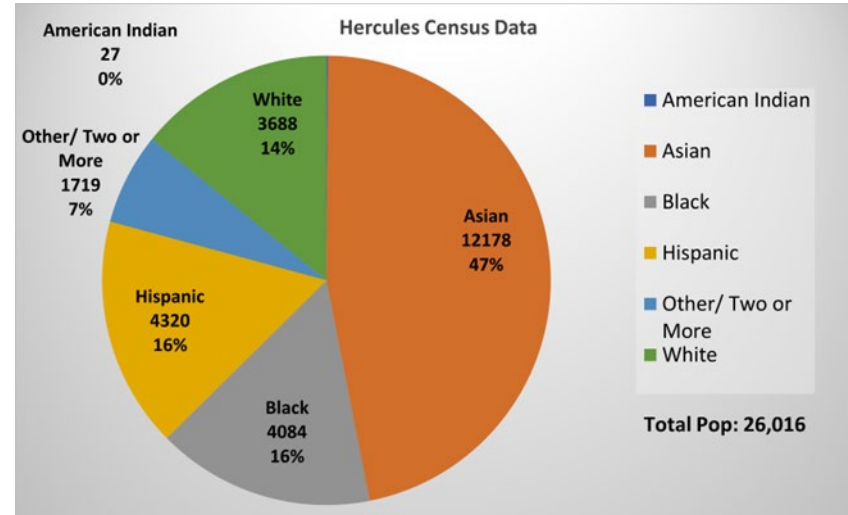
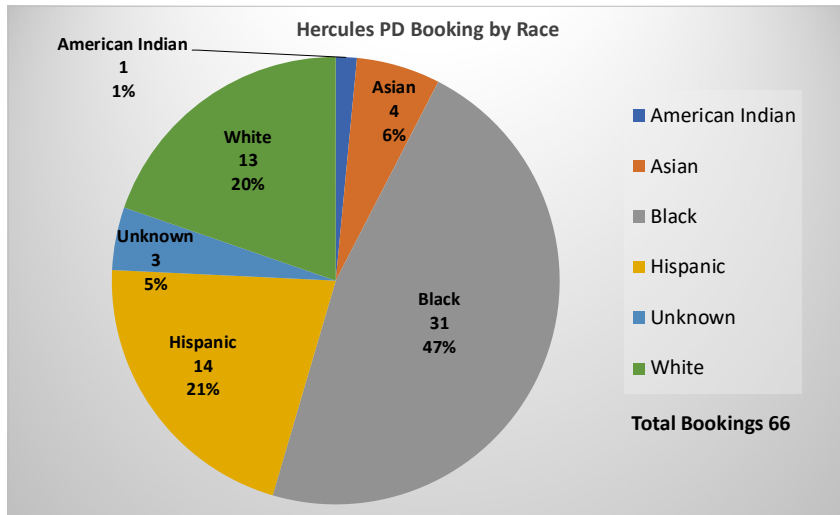
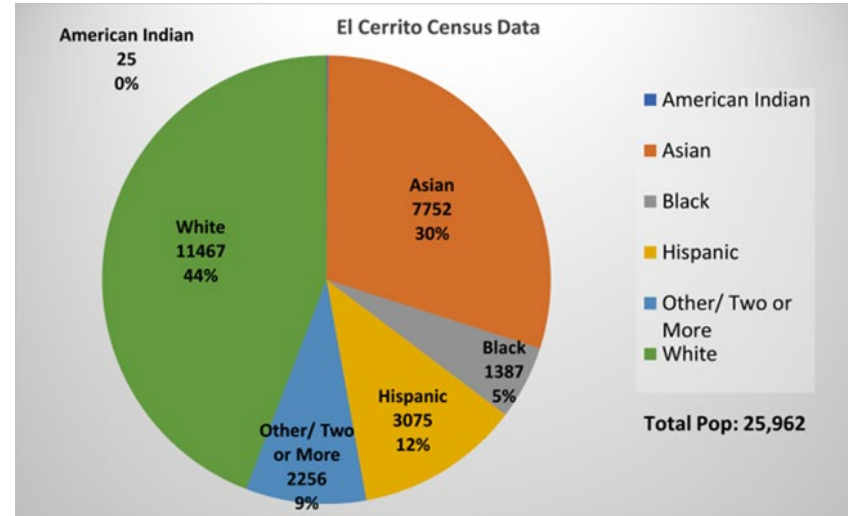
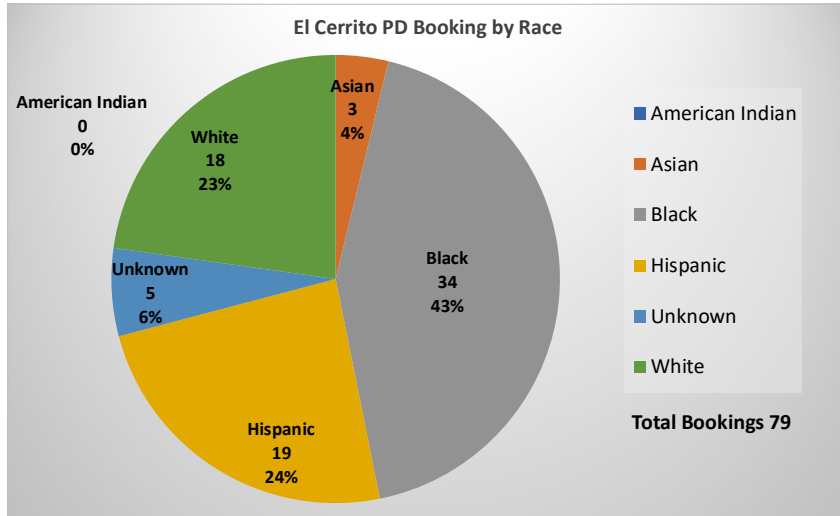
Criminals Arrested/Booked & Census Data



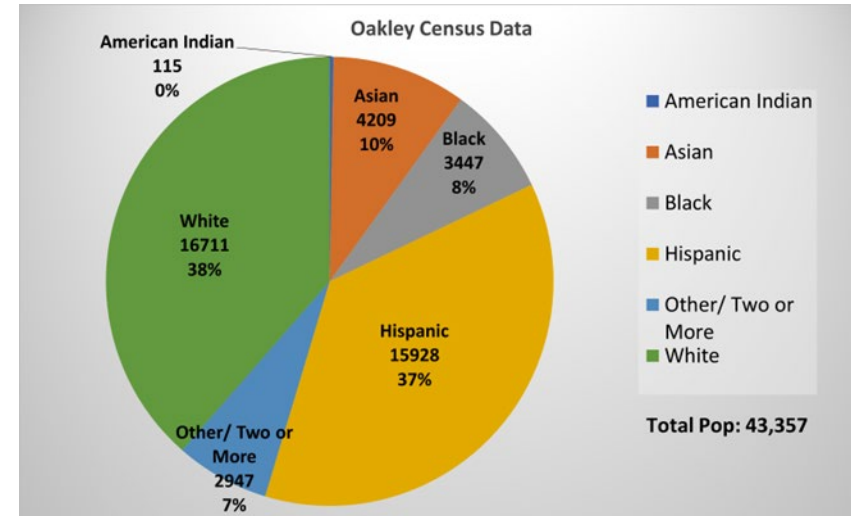
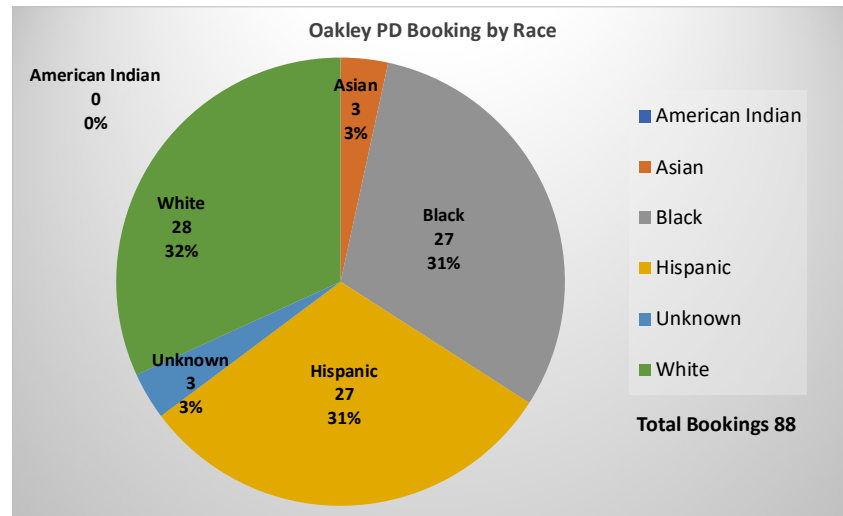
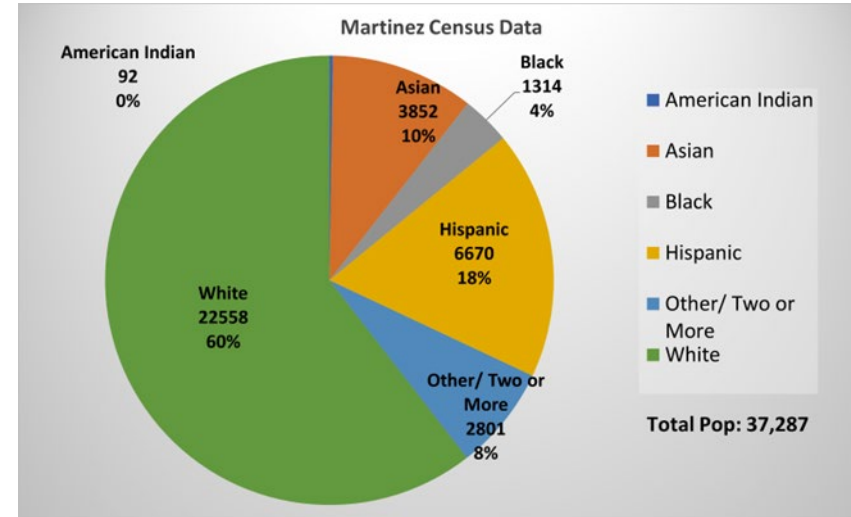
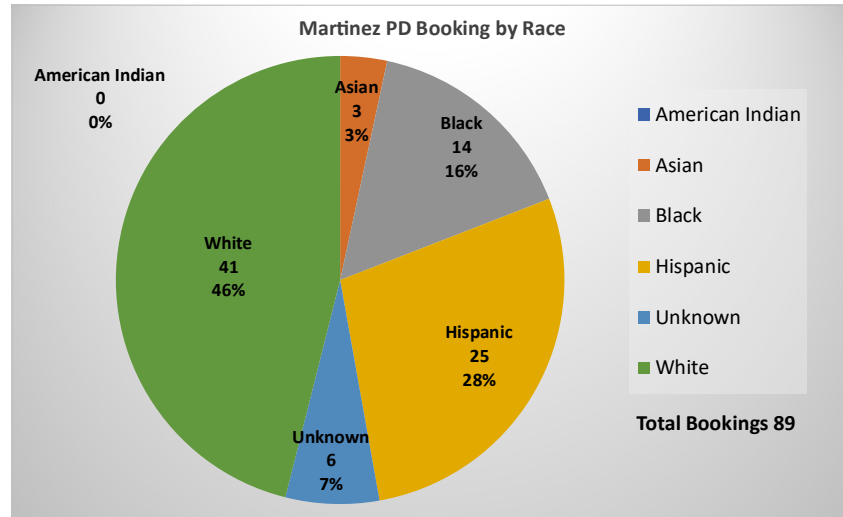
Criminals Arrested/Booked & Census Data



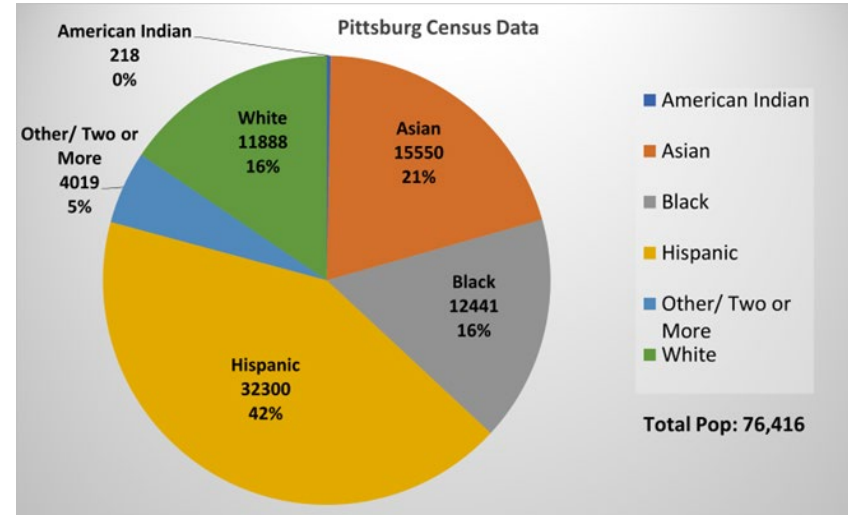
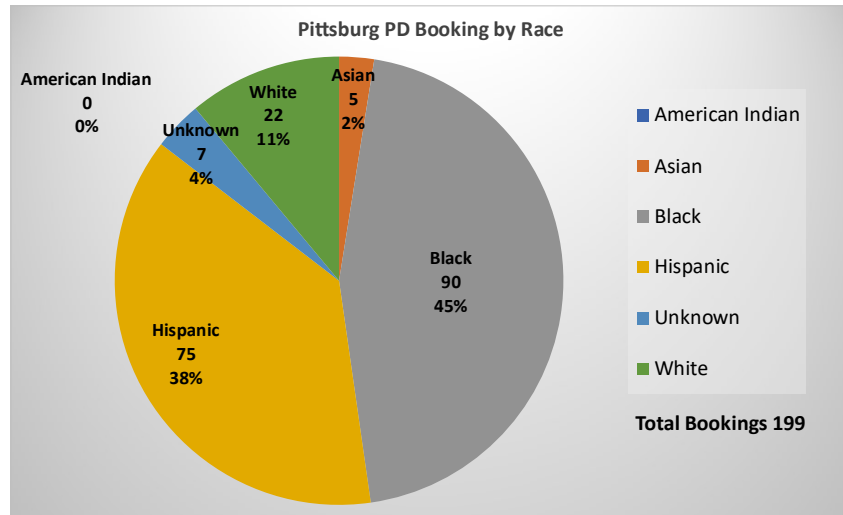
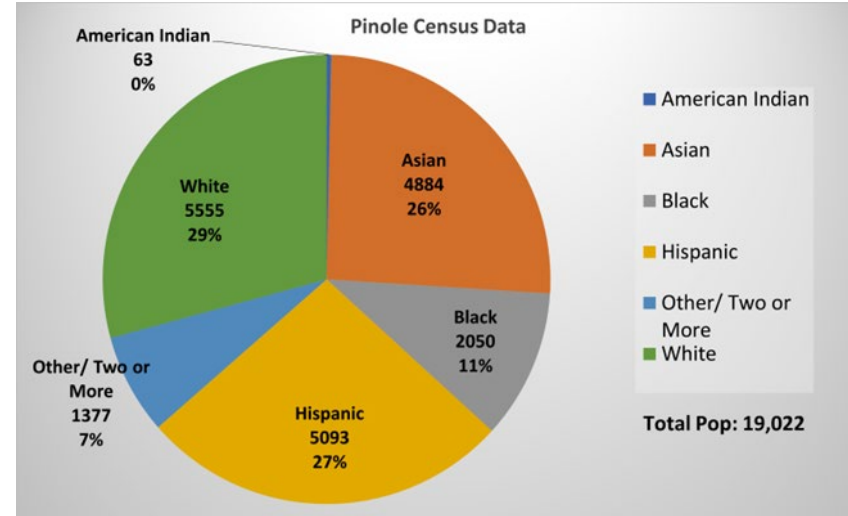
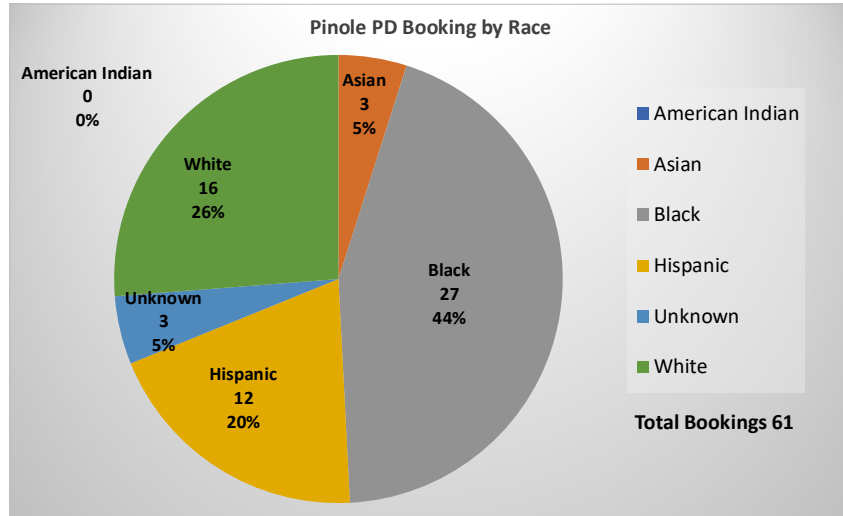
Criminals Arrested/Booked & Census Data



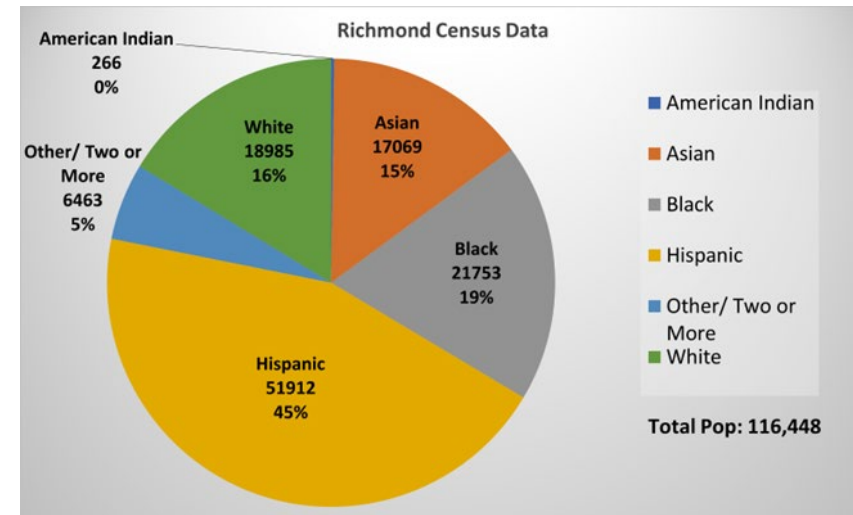
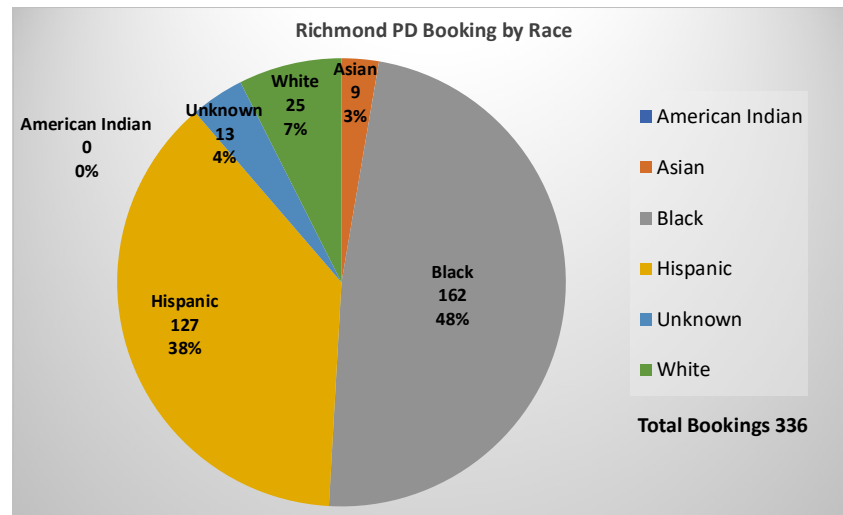
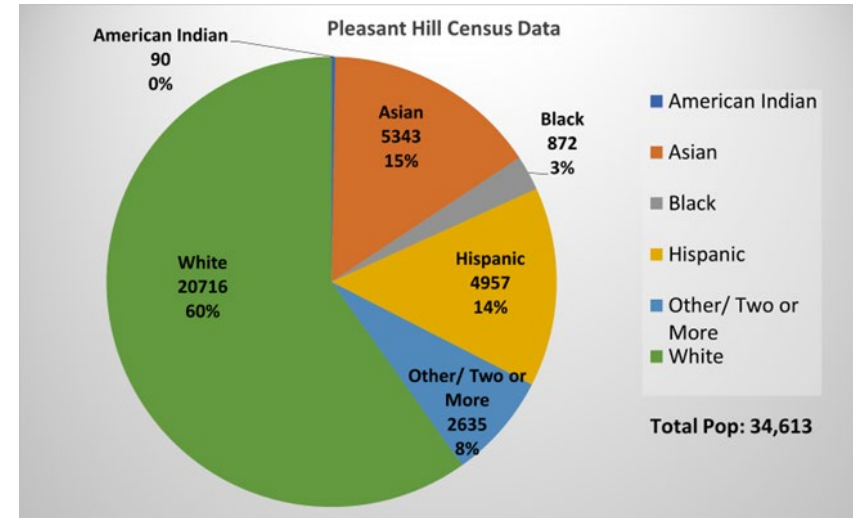
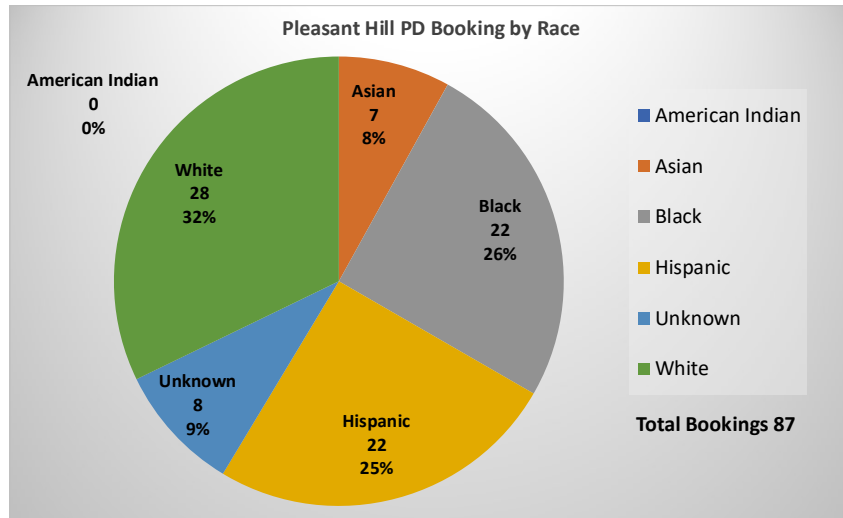
Criminals Arrested/Booked & Census Data



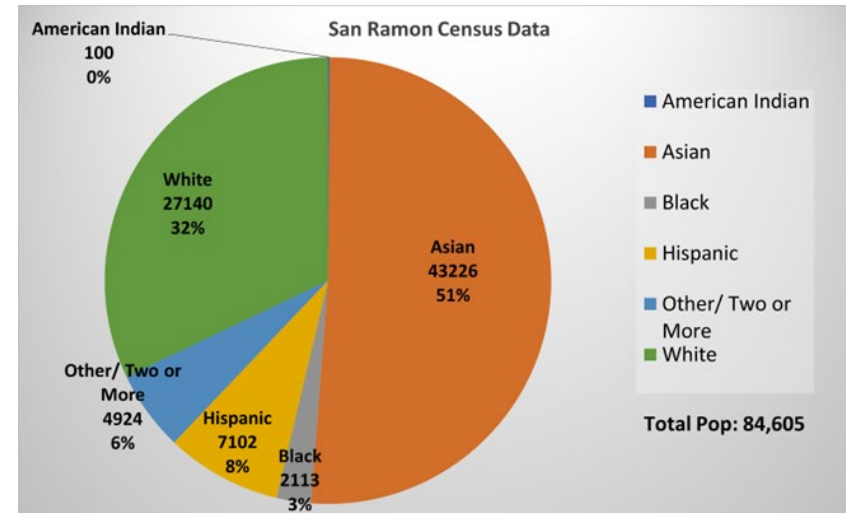
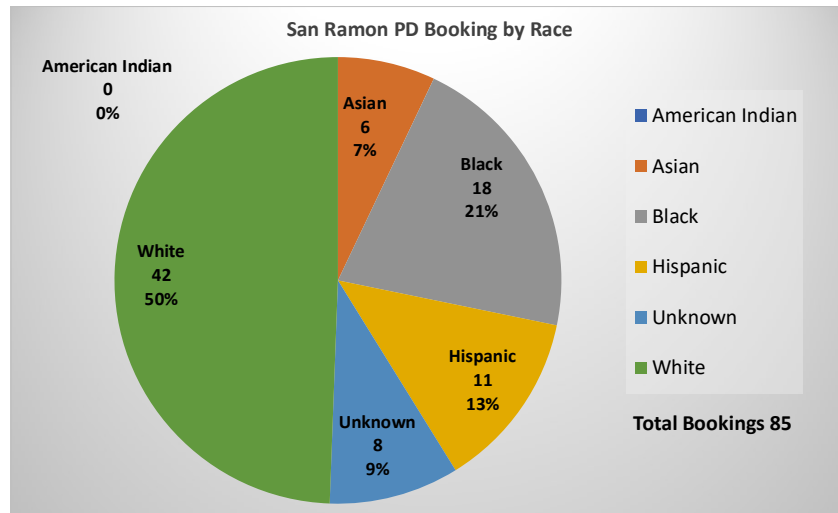
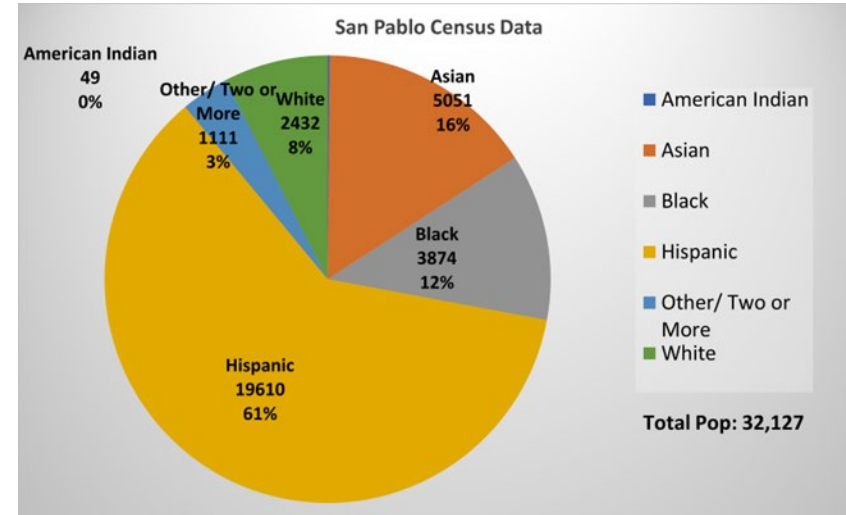
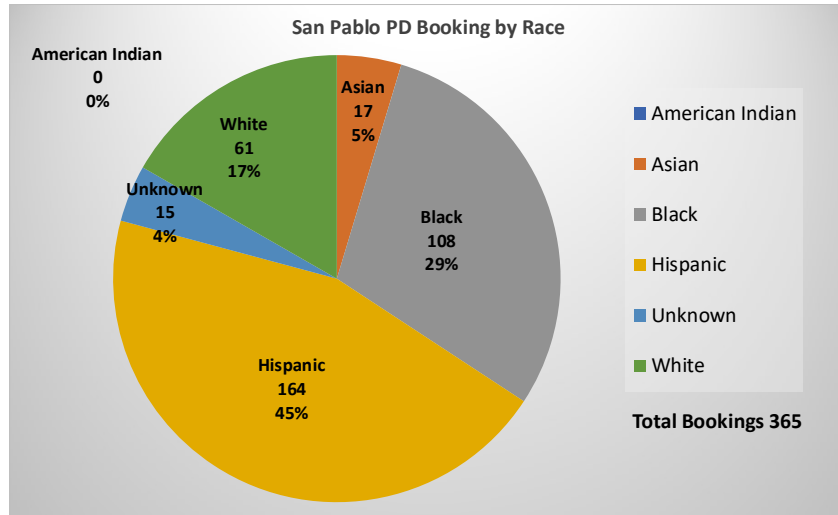
Criminals Arrested/Booked & Census Data



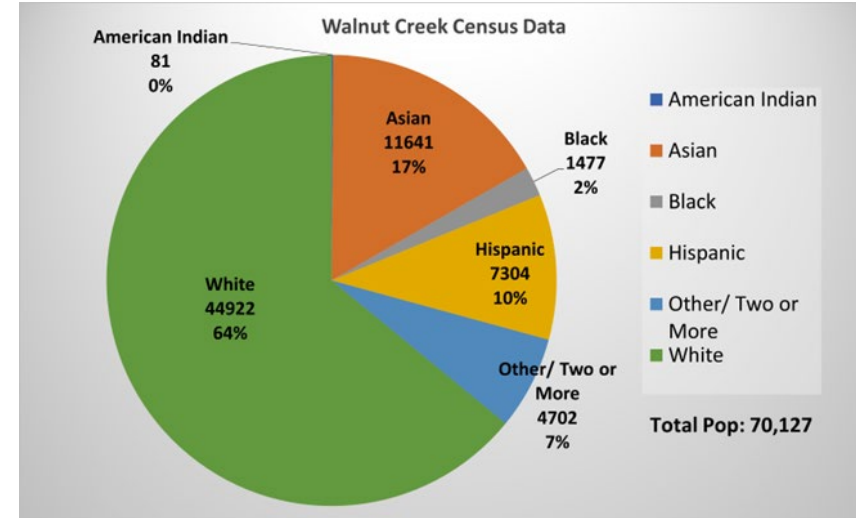
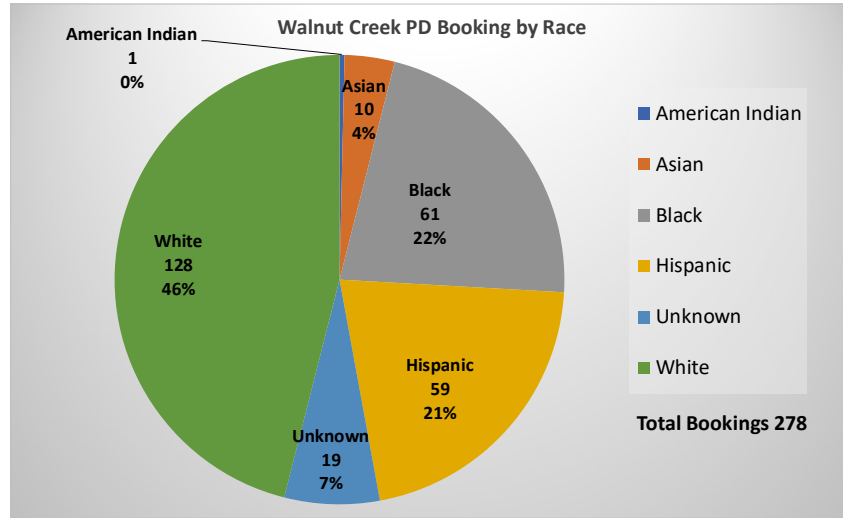
Criminals Arrested/Booked & Census Data



Criminals Arrested/Booked & Census Data

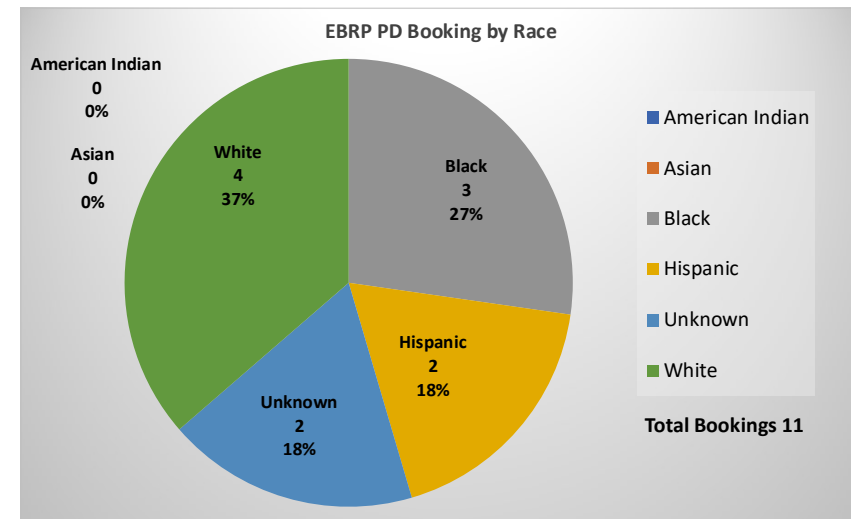
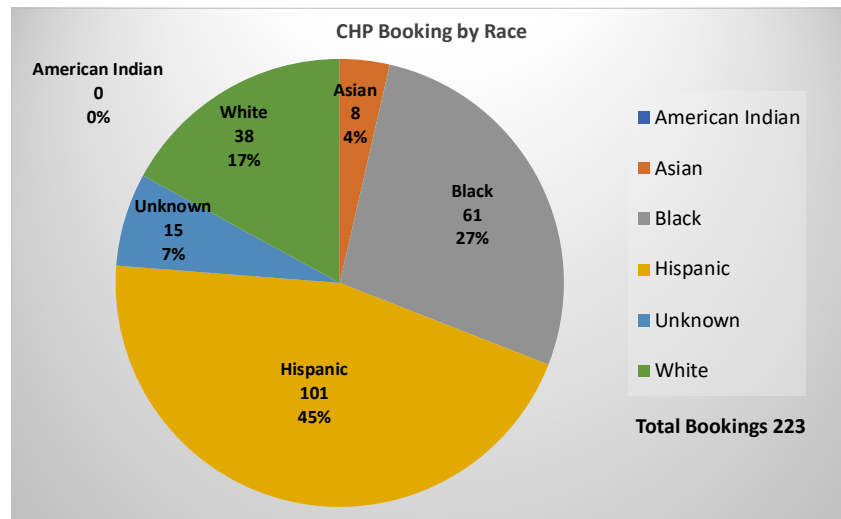
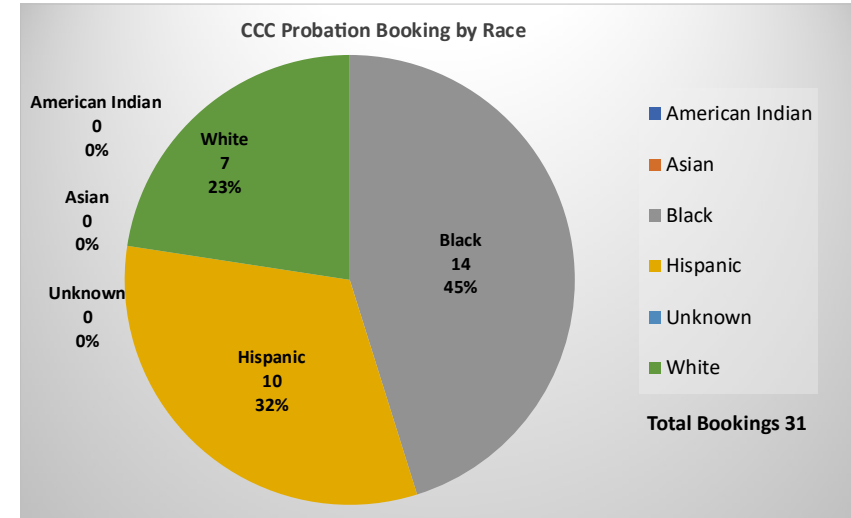
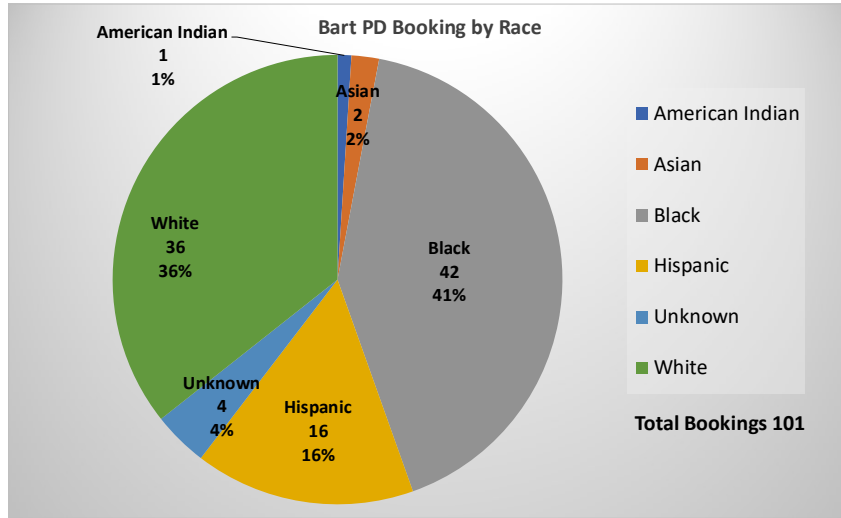


Criminals Arrested/Booked & Census Data



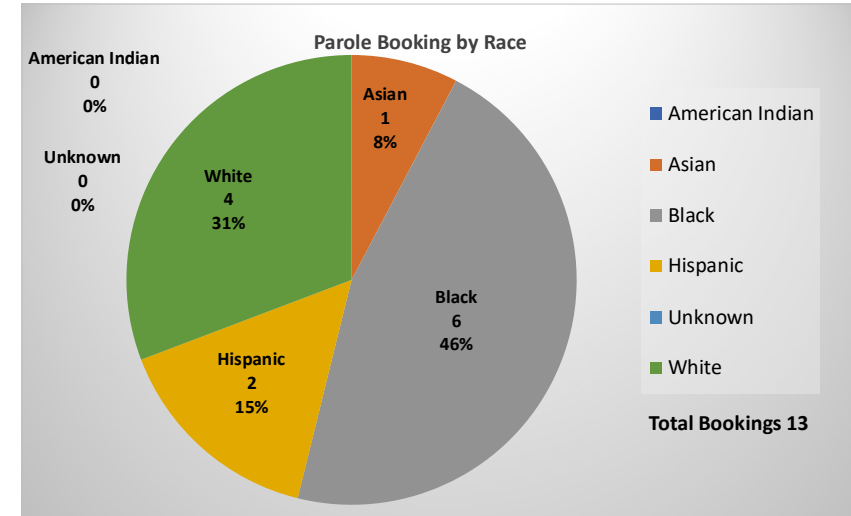
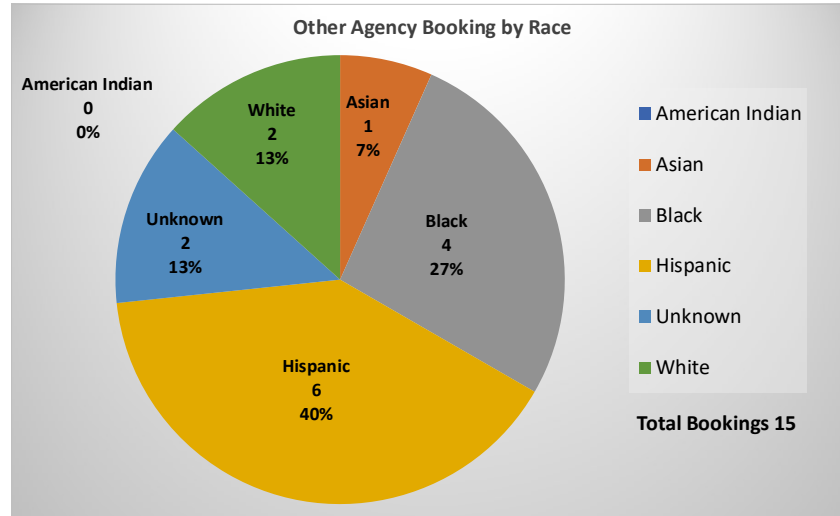
Agencies with less than 10 arrests are not listed in the pie charts

Criminals Arrested/Booked & Census Data



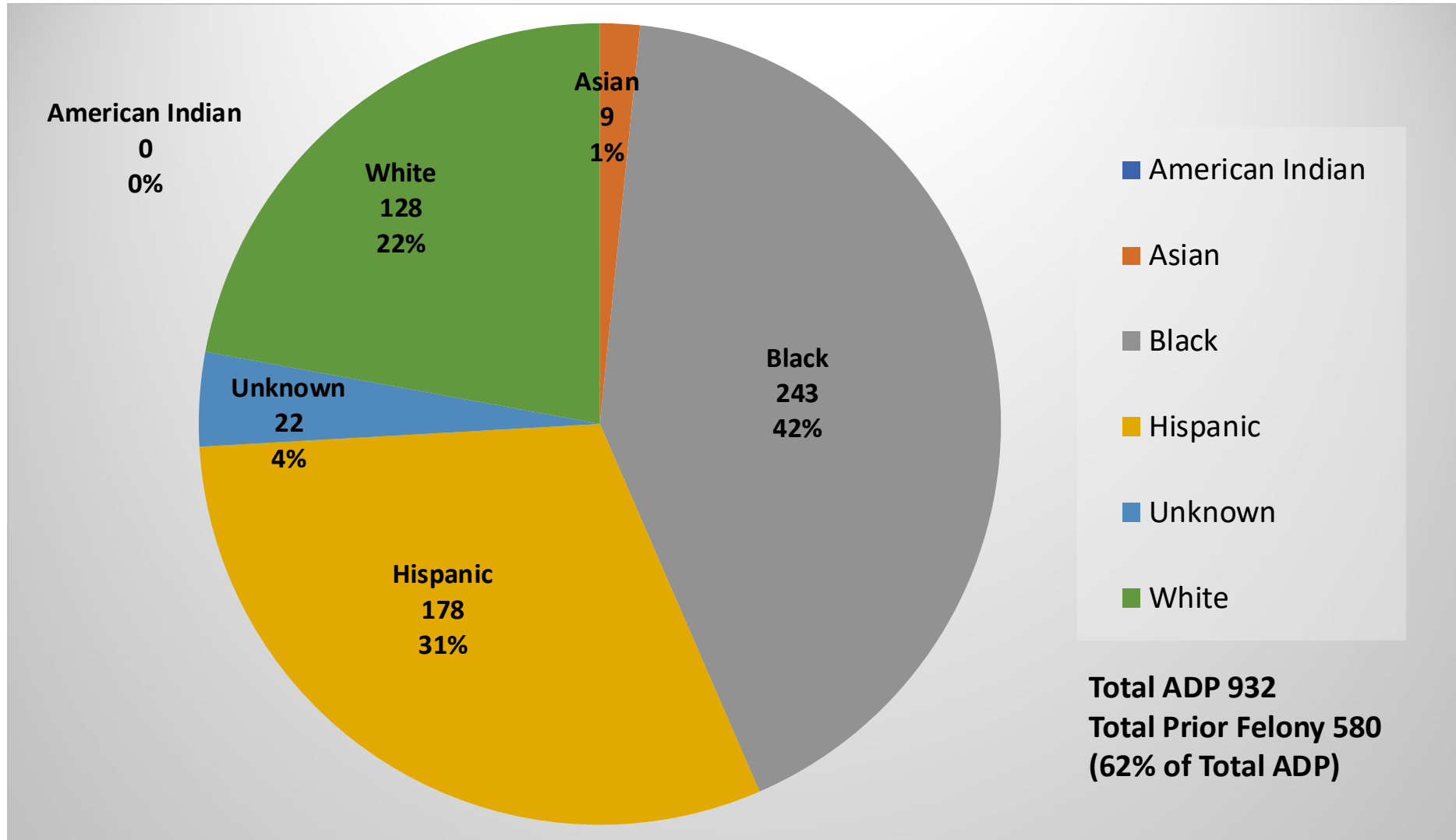
These agencies do not have corresponding census data

Criminals Arrested/Booked & Census Data

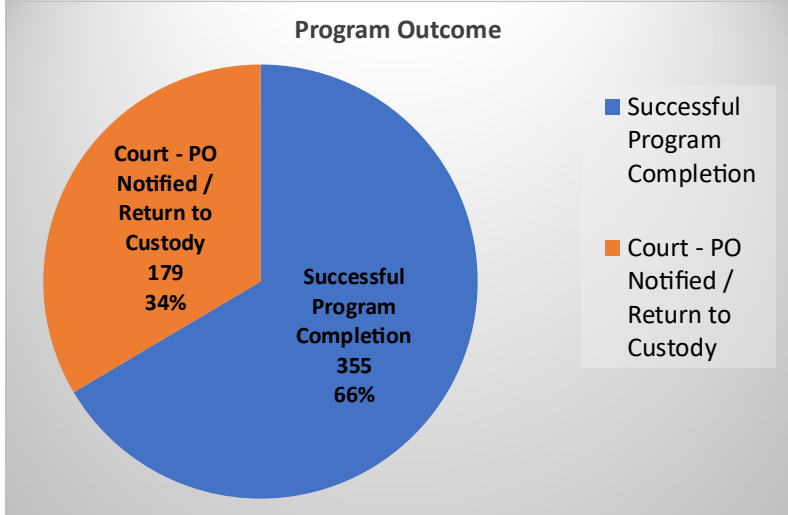
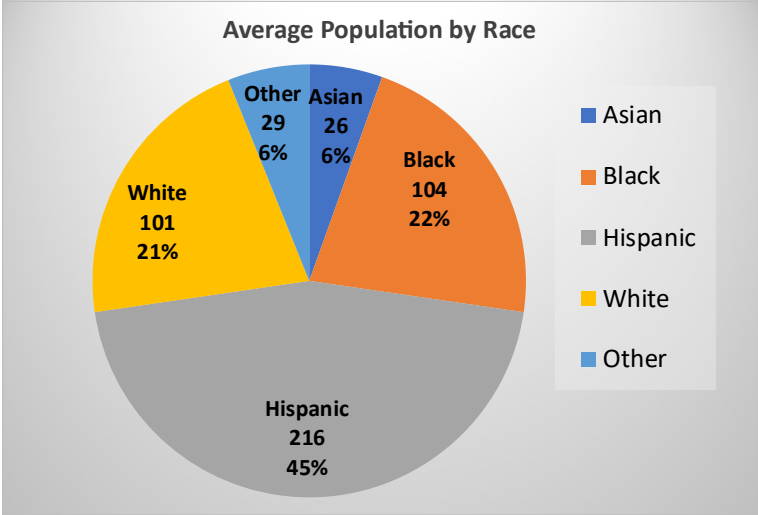


These agencies do not have corresponding census data

Prior Felony by Race & Percentage of Jail Population



Custody Alternative Facility



FY 23/24 Operating Costs CAF vs Detention

FY 23/24	CAF	Detention
Incarcerated Person Average Daily Cost	\$36	\$268

CAF operated with a \$4,986,885 budget for fiscal year 23-34

Custody Services Bureau

Total Number of Bookings by Agency

Agency	January to March 2024	April to June 2024	July to Sept 2024	YTD 2024
Office of the Sheriff	583	672	693	1,948
Office of the Sheriff – CAF	402	489	461	1,352
Antioch PD	201	192	265	658
BART PD	161	111	101	373
Brentwood PD	244	258	220	722
CHP Martinez	217	207	187	608
Clayton PD	10	12	14	36
Concord PD	322	328	399	1,049
Danville PD	45	28	47	120
East Bay Regional Park Police	18	17	11	46
El Cerrito PD	56	72	79	207
Hercules PD	74	64	66	204
Kensington PD	5	2	3	10

Custody Services Bureau

Total Number of Bookings by Agency

Agency	January to March 2024	April to June 2024	July to September 2024	YTD 2024
Lafayette PD	51	58	58	167
Martinez PD	88	81	89	259
Moraga PD	11	5	6	23
Oakley PD	65	82	88	235
Orinda PD	32	20	32	84
Pinole PD	62	69	61	192
Pittsburg PD	168	187	199	556
Pleasant Hill PD	90	89	87	266
Richmond PD	336	311	336	983
San Pablo PD	291	336	365	994
San Ramon PD	84	66	85	235
Walnut Creek PD	211	232	278	721

Custody Services Bureau

Total Number of Bookings by Agency

Agency	January to March 2024	April to June 2024	July to September 2024	YTD 2024
Amtrak Police	0	2	0	2
CCC College Police	5	1	3	7
Contra Costa DA	0	1	3	7
Contra Costa Probation	20	28	31	79
CHP Oakland and Solano	22	36	36	97
Fire Inspector	1	3	3	7
Other (Non-county)	13	14	15	35
State Agencies (Other)	2	5	1	8
State Parole	16	15	13	44
US Marshal	2	3	3	8
Total	3,506	3,585	4,338	12,342

Custody Services Bureau

Average Daily Population

	January to March 2024	April to June 2024	July to September 2024	YTD 2024
Custody Alternative Facility	467	480	494	480
Marsh Creek Detention Facility	40	44	41	42
Martinez Detention Facility	400	408	423	410
West County Detention Facility	445	454	467	455
*Other	105	107	98	103

*Other population numbers include hospitals, those held in other counties, temporary releases, State Hospitals, and State Prison.

The number shown is an average of the daily population added together divided by the days in a month.

Custody Services Bureau

Average Pre-Trial and Post-Trial Population

	Pre-Trial July to September 2024	Post-Trial July to September 2024
Custody Alternative Facility	117	377
Marsh Creek Detention Facility	19	22
Martinez Detention Facility	383	40
West County Detention Facility	368	100
*Other	86	12

*Other population numbers include hospitals, those held in other counties, temporary releases, State Hospitals, and State Prison.

The number shown is an average of the daily population added together divided by the days in a month.

Custody Services Bureau

In-Custody Deaths

	2023	2024
January to March	1	0
April to June	0	0
July to September	0	1
YTD Total	1	1

Narcan Deployments

	2023	2024
January to March	5	8
April to June	6	14
July to September	8	15
YTD Total	19	37

Custody Services Bureau

Assaults on Staff

	2023	2024
January to March	15	15
April to June	13	14
July to September	28	21
YTD Total	56	50

Custody Services Bureau

ICE I-247A Requests for Notification

Total Requests for Notifications Received

	2023	2024
January to March	105	127
April to June	133	147
July to September	118	155
YTD Total	356	429

Total Notifications Made

	2023	2024
January to March	30	36
April to June	39	34
July to September	44	33
YTD Total	113	103

Custody Services Bureau

ICE I-247A Requests for Notification

Notifications on the Same Person

	2023	2024
January to March	5	3
April to June	5	2
July to September	2	1
YTD Total	12	6

Net Notifications Made

	2023	2024
January to March	25	33
April to June	34	32
July to September	42	32
YTD Total	101	97

Custody Services Bureau

Inspections

Inspections in the Third Quarter

- July 22nd to 23rd – Mental Health Monitor Audit
- September 9th to 10th – Prison Law Office – Interviewed all inmates on F – Module
- August 6th to 7th – California Board of State and Community Corrections inspected Martinez Detention Facility, West County Detention Facility, and Marsh Creek Detention Facility – **no areas of non-compliance**

Custody Services Bureau

Contraband Examples Discovered During Q3



Field Operations Bureau

Total Dispatch Calls for Service

	2023	2024
January to March	71,755	65,910
April to June	74,318	71,988
July to September	75,514	76,965
January to September Total	221,587	214,863

Total Office of the Sheriff's Calls for Service

	2023	2024
January to March	38,566	35,281
April to June	39,650	38,088
July to September	40,356	41,570
January to September Total	117,572	114,939

Field Operations Bureau

Assaults on Staff

	2023	2024
January to March	4	13
April to June	12	8
July to September	8	10
January to September Total	24	31

Field Operations Bureau

A3 (Anyone, Anywhere, Anytime) Requests

	2023	2024
January to March	231	236
April to June	240	259
July to September	178	309
January to September Total	649	804

A3 Responses

	2023	2024
January to March	6	74
April to June	38	111
July to September	32	139
January to September Total	76	324

Field Operations Bureau

Mental Health Evaluation Team Deployments

87	2023	2024
January to March	72	97
April to June	137	108
July to September	118	87
January to September Total	327	292

Total Welfare & Institutions Code 5150 Calls

	2023	2024
January to March	295	269
April to June	318	256
July to September	317	263
January to September Total	930	788

Field Operations Bureau

Non-Violent Welfare & Institutions Code 5150 Calls

693	2023	2024
January to March	271	228
April to June	278	231
July to September	285	234
January to September Total	834	693

Violent Welfare & Institutions Code 5150 Calls

	2023	2024
January to March	24	41
April to June	40	25
July to September	32	29
January to September Total	96	95

Field Operations Bureau

Writ of Possession of Real Property with Tenant Removal

	2023	2024
January to March	89	88
April to June	96	72
July to September	88	90
January to September Total	273	250

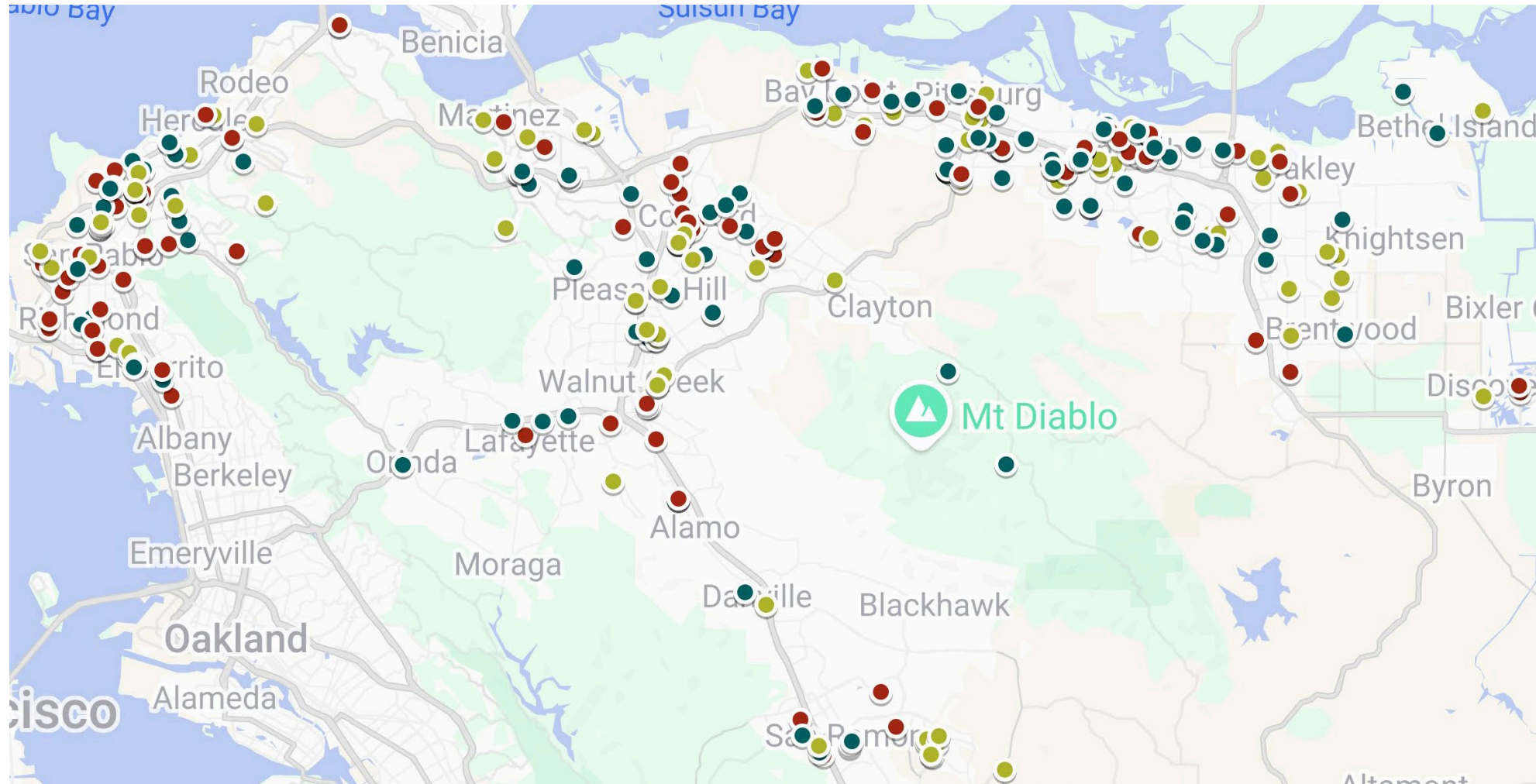
Tenant Removal with Use of Force

	2023	2024
January to March	1	1
April to June	0	2
July to September	0	2
January to September Total	1	5

Field Operations Bureau

326 Total Evictions in Q3

- July Evictions – 126
- August Evictions – 99
- September Evictions - 101



Support Services Bureau

Total Number of Coroner's Cases

	2023	2024
January to March	233	203
April to June	210	168
July to September	203	212
January to September Total	646	583

Total Number of Autopsies

	2023	2024
January to March	119	122
April to June	118	96
July to September	126	114
January to September Total	363	332

Support Services Bureau

Coroner's Inquests Conducted

	2023	2024
January to March	2	1
April to June	1	2
July to September	0	0
January to September Total	3	3

Support Services Bureau

Total Number of Suicides

	2024
January to March	38
April to June	24
July to September	25
January to September Total	87

Support Services Bureau

Total Number of Fentanyl Deaths

	2024
January to March	31
April to June	22
July to September	9
January to September Total	62

Total Number of Fentanyl Related Deaths

	2024
January to March	3
April to June	11
July to September	9
January to September Total	23

Administration Services Bureau

Office of the Sheriff Authorized Staffing

	Professional Employees	Sworn Employees	Total Sheriff's Office
Number of Filled Positions	303	665	968
Number of Unfilled Positions	86	119	205
Total Authorized	389	784	1173

Administration Services Bureau

Internal Affairs Investigations Initiated

	2023	2024
January to March	4	6
April to June	2	3
July to September	3	5
January to September Total	9	14

Use of Force Incidents reported to State DOJ*

	2023	2024
January to March	0	0
April to June	0	0
July to September	0	0
January to September Total	0	0

* Government Code 12525.2 requires every law enforcement agency to furnish a monthly report to the Department of Justice, for all instances when a peace officer is involved in any of the following:

- An incident involving the shooting of a civilian by a peace officer
- An incident involving the shooting of a peace officer by a civilian
- An incident in which the use of force by a peace officer against a civilian results in serious bodily injury or death
- An incident in which use of force by a civilian against a peace officer results in serious bodily injury or death

Administration Services Bureau

Employees on Administrative Leave

	# of Employees on Admin Leave	Total Number of Days of Admin Leave
January to March	1	53
April to June	4	227
July to September	7	669
January to September Total	12	949

Forensic Services Division National Assessment

The 2024 ANAB Surveillance Assessment consisted of a 4-person team that evaluated conformance with accreditation requirements within the Drug and DNA/Biology Units.

➤ The ANAB Assessment Team evaluated 92 requirements.

✓ **There were no findings.**

➤ An FBI Quality Assurance Audit was conducted in DNA/Biology Unit.

✓ **There were no findings.**



Notable Events

On September 10th, Sheriff's Office Detectives arrested 3 subjects and recovered over 700 catalytic converters and 1100 pounds of copper wire

Recovered catalytic converters



Recovered copper wire



Notable Events



Delta Station Stuff-a-Cruiser



National Night Out

